



# COMMERCIAL AND DOMESTIC DRAINAGE PRODUCT RANGE






# STAINLESS STEEL DRAINAGE



Bespoke stainless steel grates & channels, made to your specifications. We understand that no two jobs are the same, so ordering directly from the manufacturer enables you to get the exact widths, depths and lengths required for your specific project.

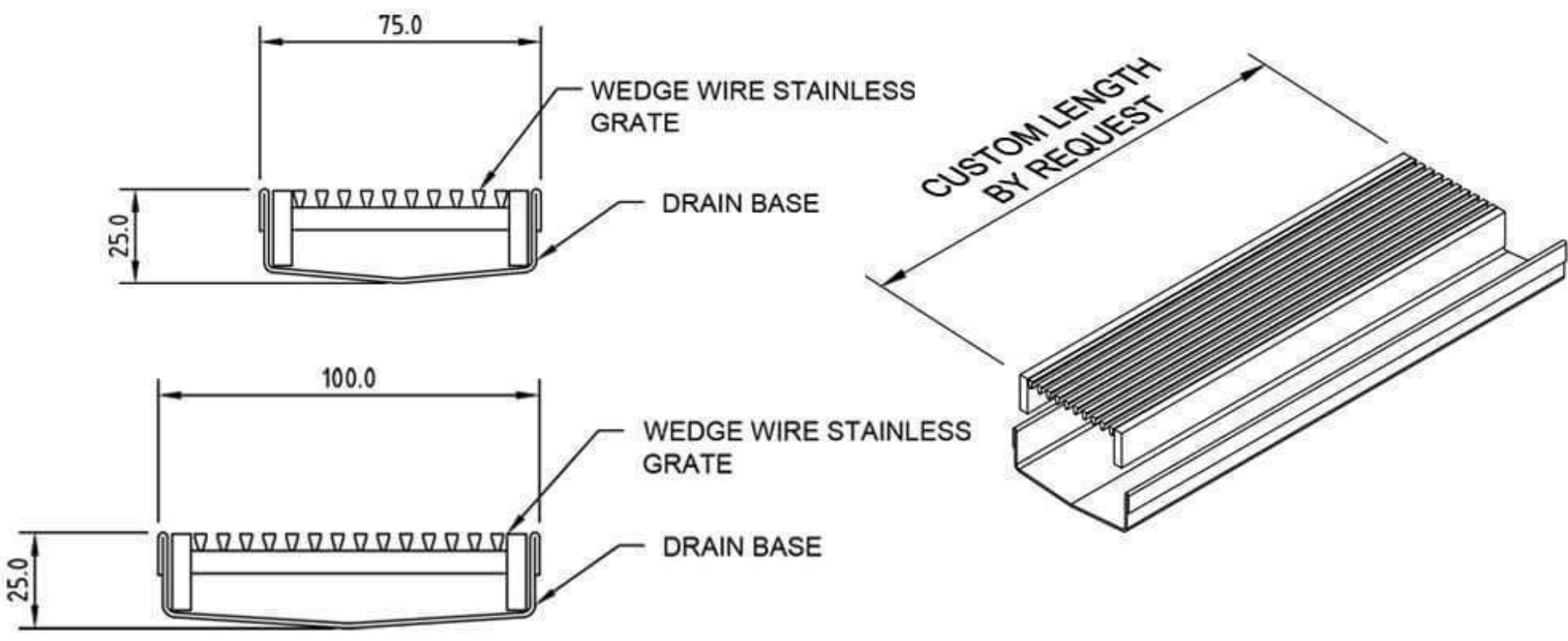
Our made to measure stainless steel drains are offered in standard widths of 100mm and 75mm, plus the option to customise the width to your specification. Being the most common sizes, we have these channels pre-folded in stock to get them to you faster and at the most affordable price. This gives you the freedom of a custom length, outlet size and position without a custom order lead time.



PRODUCT CODE: G2GWW75 | G2GWW100

WEDGE WIRE GRATE & CHANNEL

Width:	75mm, 100mm
Depth:	25mm
Length:	Custom
Outlet Sizes:	38mm, 44mm, 51mm, 63mm, 76mm, 85mm
Outlet Position:	Custom
Material:	316 grade stainless steel



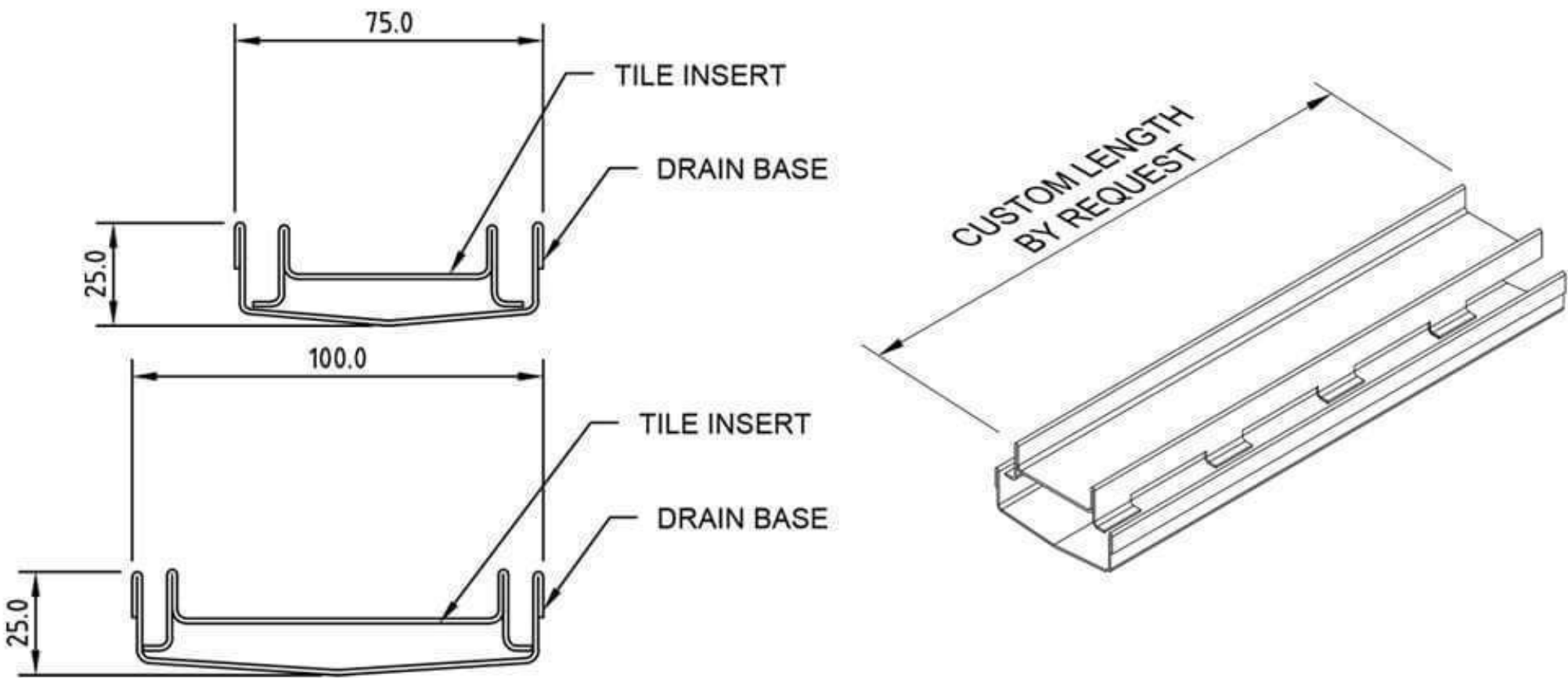





PRODUCT CODE: G2GTI75 | G2GTI100

TILE INSERT CHANNEL

Width:	75mm, 100mm
Depth:	25mm (35mm available in 100mm width)
Length:	Custom
Outlet Sizes:	38mm, 44mm, 51mm, 63mm, 76mm, 85mm
Outlet Position:	Custom
Material:	316 grade stainless steel

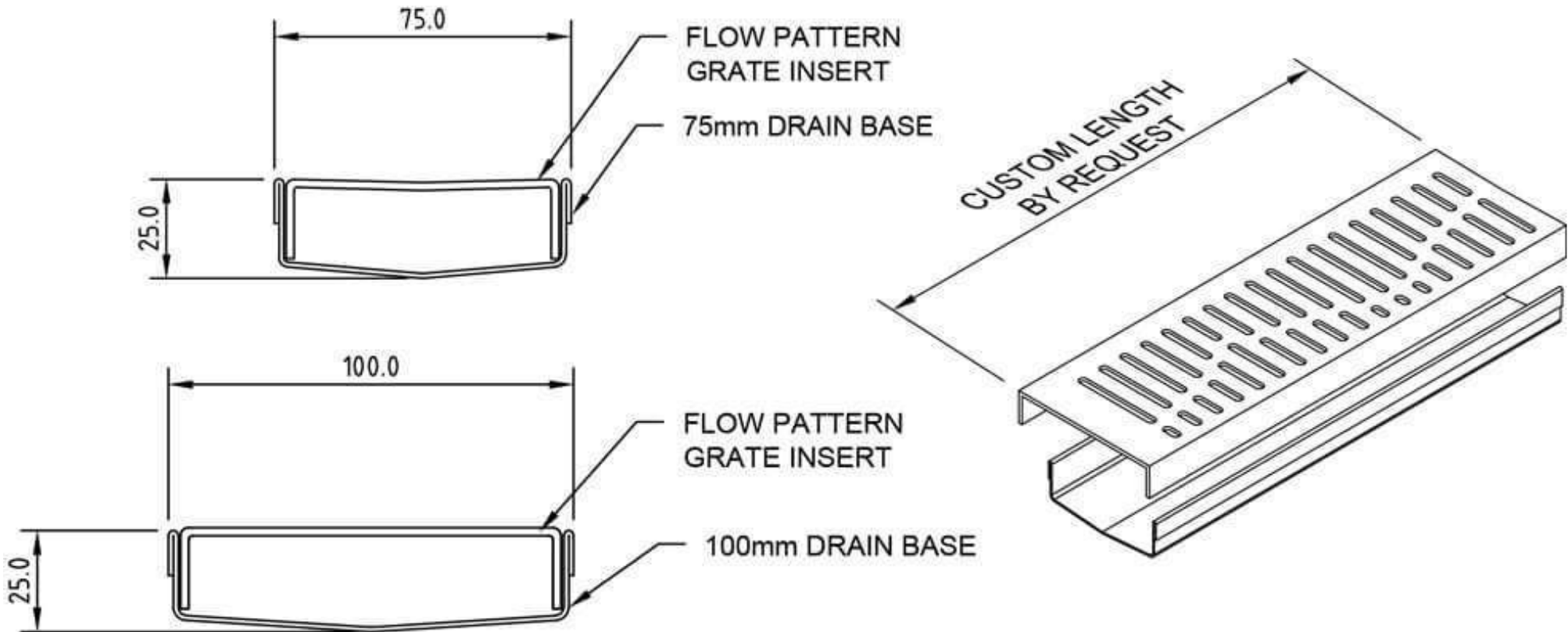





PRODUCT CODE: G2GFP75 | G2GFP100

**FLOW PATTERN GRATE & CHANNEL**

Width:	75mm, 100mm
Depth:	25mm
Length:	Custom
Outlet Sizes:	38mm, 44mm, 51mm, 63mm, 76mm, 85mm
Outlet Position:	Custom
Material:	316 grade stainless steel

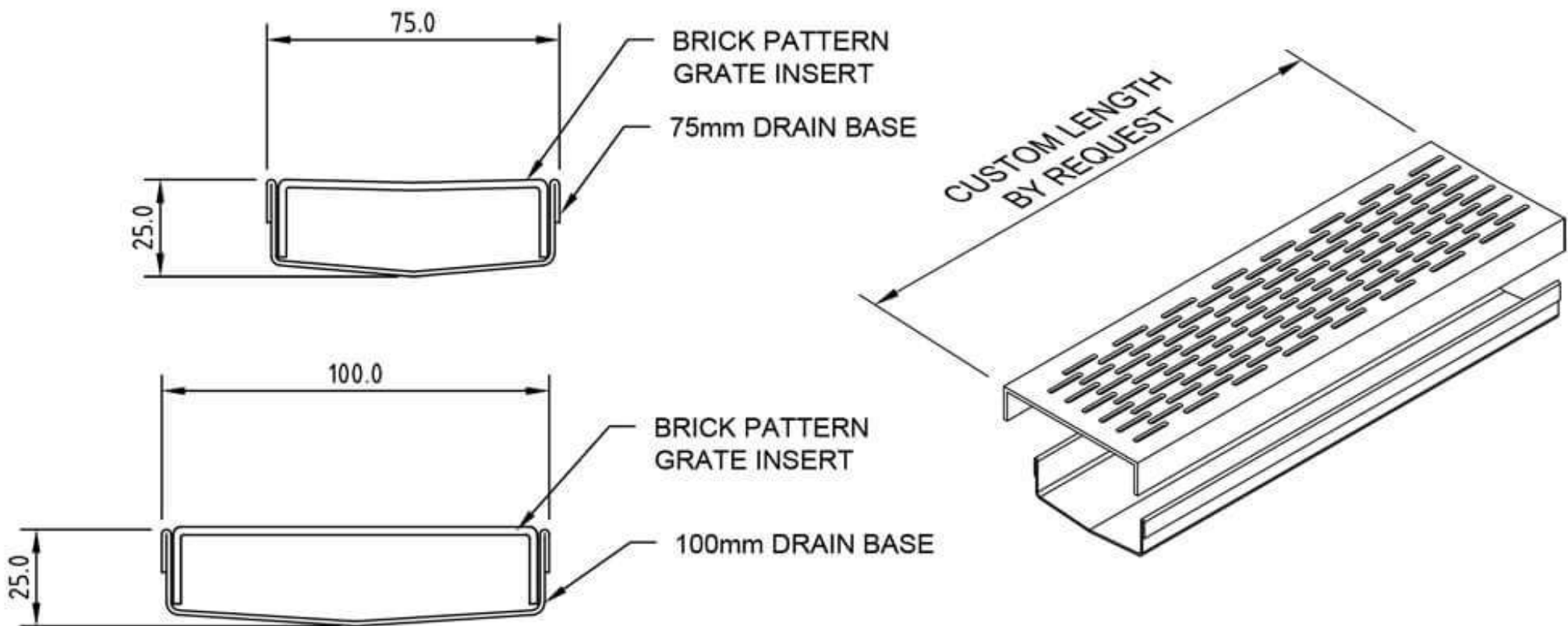




PRODUCT CODE: G2GBP75 | G2GBP100

**BRICK PATTERN GRATE & CHANNEL**

Width:	75mm, 100mm
Depth:	25mm
Length:	Custom
Outlet Sizes:	38mm, 44mm, 51mm, 63mm, 76mm, 85mm
Outlet Position:	Custom
Material:	316 grade stainless steel

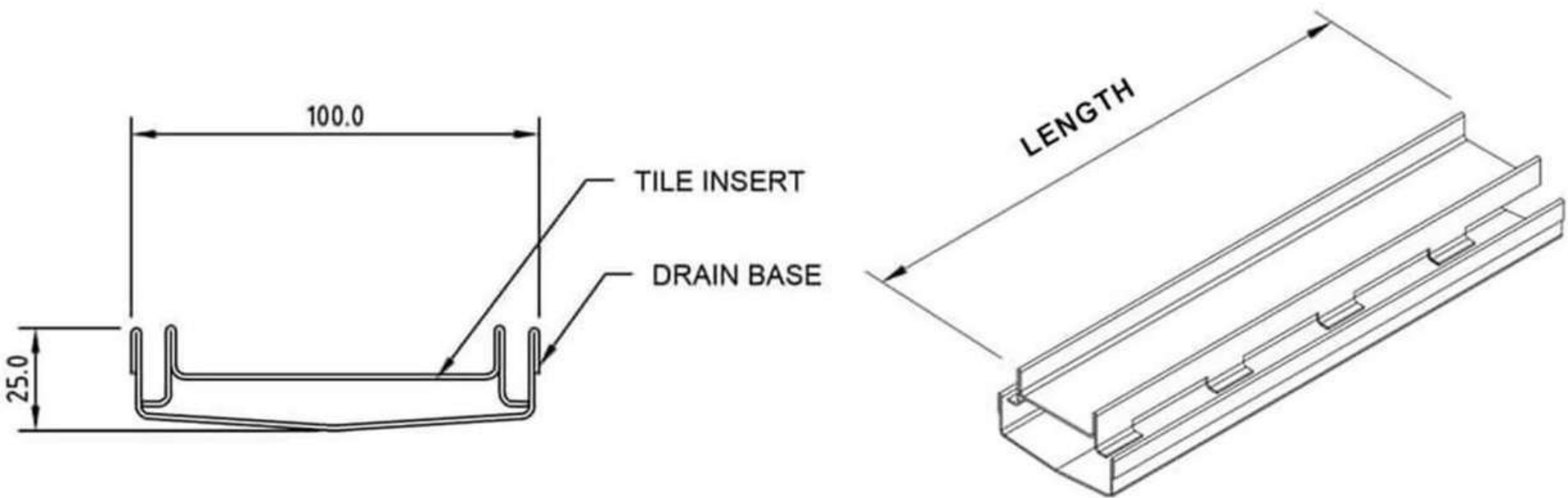






**TILE INSERT DRAIN & ADJUSTABLE SPIGOT**

Width:	100mm
Depth:	25mm
Length:	900mm, 1000mm, 1200mm
Outlet Sizes:	44mm, 51mm, 63mm, 76mm, 85mm
Material:	316 grade stainless steel





## **CHANNEL DRAIN SPIGOTS**

Width:	100mm
Depth:	25mm
Outlet Sizes:	44mm, 51mm, 63mm, 76mm, 85mm
Material:	316 grade stainless steel




# THE PREMIUM COLLECTION



Introducing the Premium Collection. The gold standard in luxury linear drainage that's custom made to be the perfect fit for your project. Clean, modern lines with a selection of deluxe finishes, to coordinate with your fixtures and fittings for a truly impressive result.

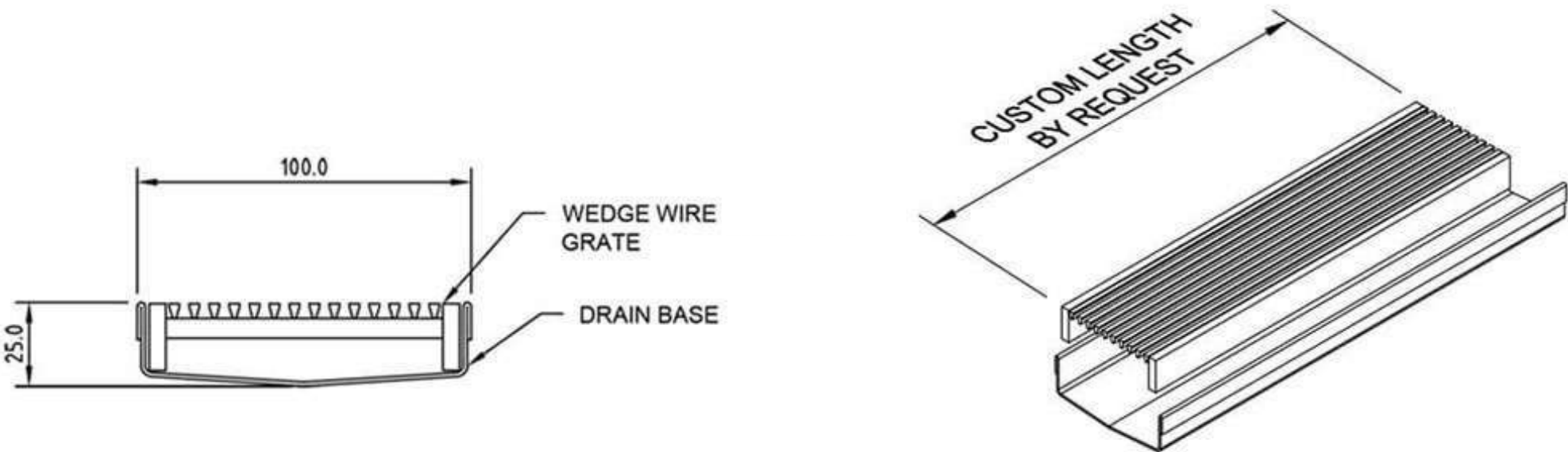
The natural brass grate and channel drains are strong, durable and beautiful. The ultimate in luxury. If an ultra modern look is more your style, you can't go past the matte black drainage collection. A subtle and timeless statement piece. Or for a stunning shine, our polished bathroom drainage. The look or chrome with the strength and durability of stainless steel.



PRODUCT CODE: G2GWW100NB

**BRASS WEDGE WIRE GRATE & CHANNEL**

Width:	100mm
Depth:	25mm
Length:	Custom
Outlet Sizes:	38mm, 44mm, 51mm, 63mm, 76mm, 85mm
Outlet Position:	Custom
Material:	Stainless steel electroplated in natural brass



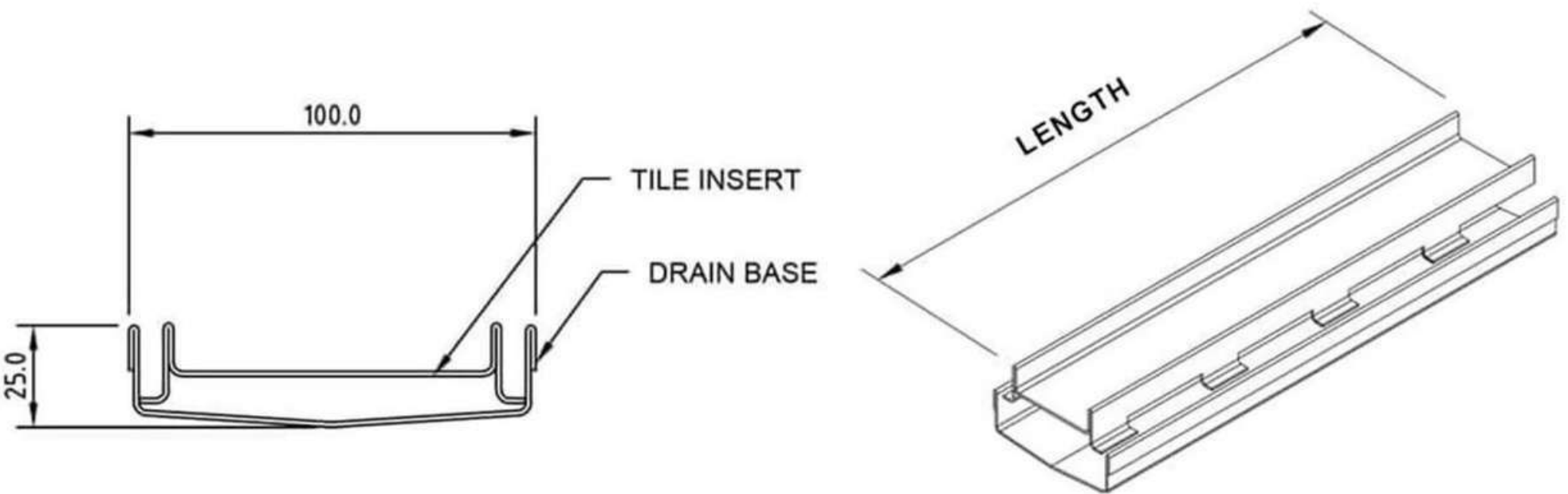





PRODUCT CODE: G2GTI100NB

**BRASS TILE INSERT CHANNEL**

Width:	100mm
Depth:	25mm (extra deep 35mm also available)
Length:	Custom
Outlet Sizes:	38mm, 44mm, 51mm, 63mm, 76mm, 85mm
Outlet Position:	Custom
Material:	Natural brass

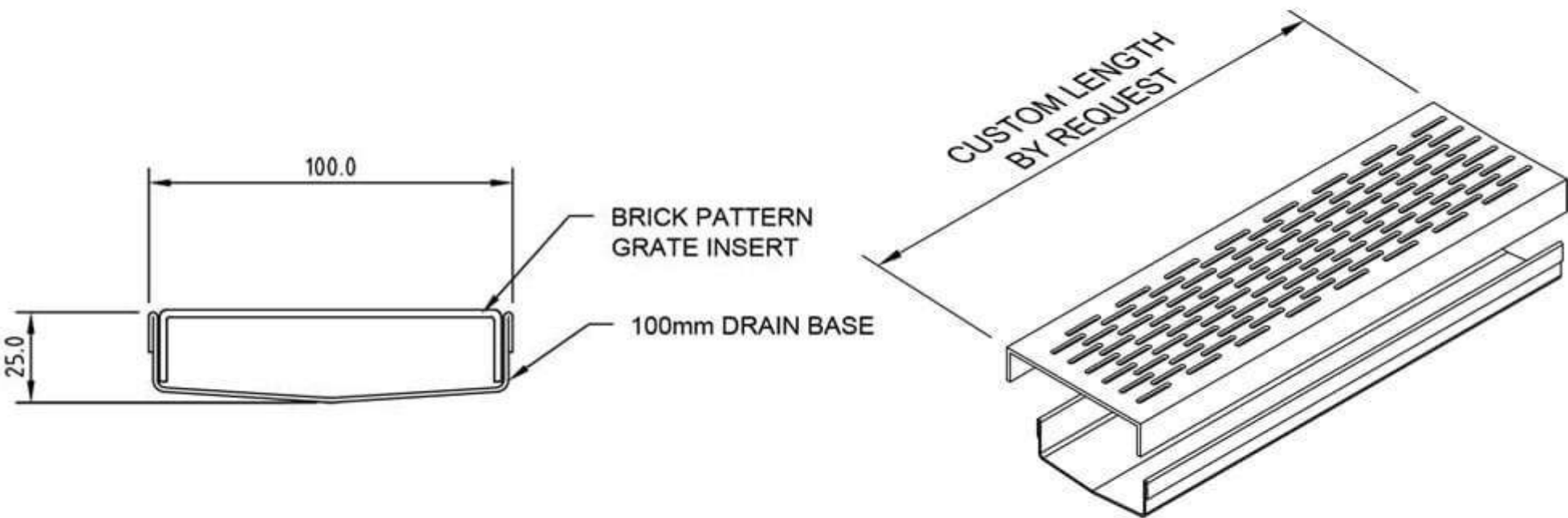





PRODUCT CODE: G2GBP100NB

**BRASS BRICK PATTERN GRATE & CHANNEL**

Width:	100mm
Depth:	25mm
Length:	Custom
Outlet Sizes:	38mm, 44mm, 51mm, 63mm, 76mm, 85mm
Outlet Position:	Custom
Material:	Natural brass



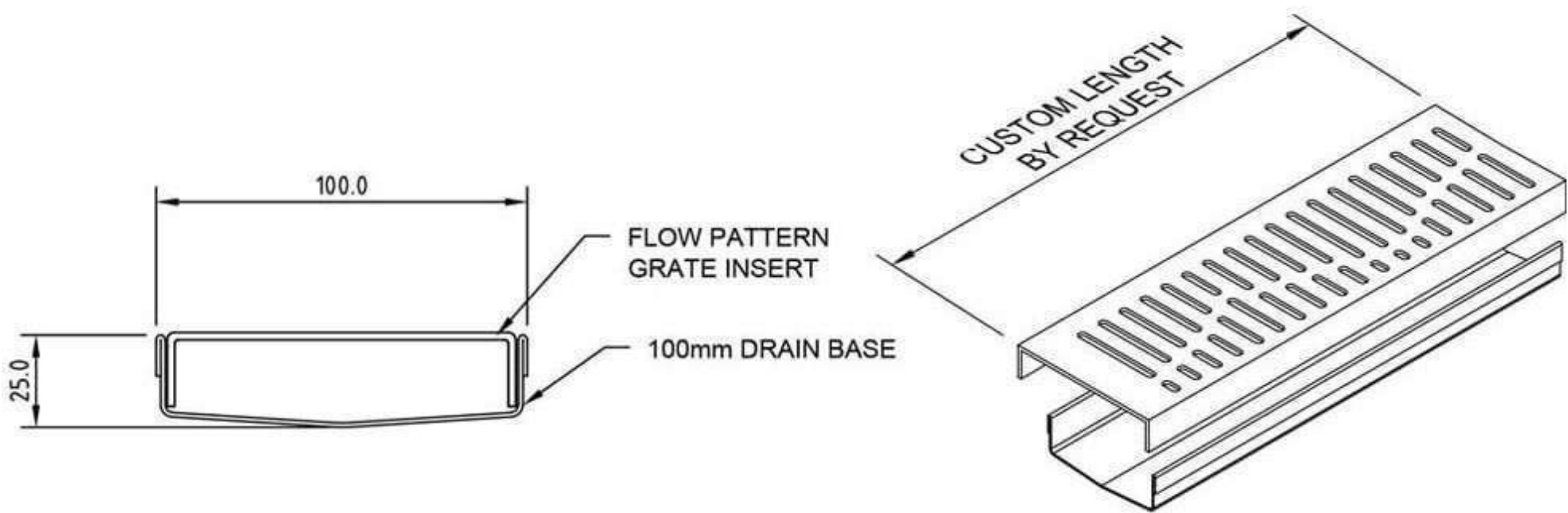





PRODUCT CODE: G2GFP100NB

**BRASS FLOW PATTERN GRATE & CHANNEL**

Width:	100mm
Depth:	25mm
Length:	Custom
Outlet Sizes:	38mm, 44mm, 51mm, 63mm, 76mm, 85mm
Outlet Position:	Custom
Material:	Natural brass

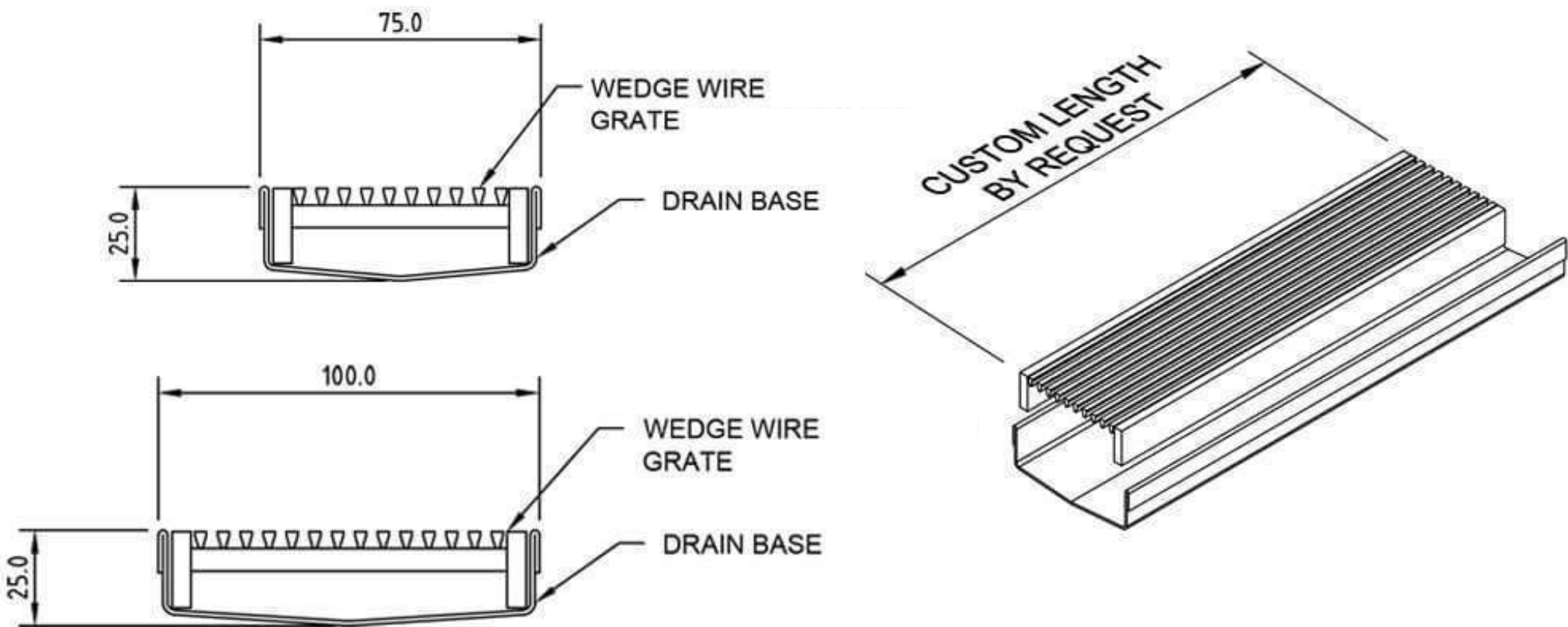




PRODUCT CODE: G2GWW75MB | G2GWW100MB

**MATTE BLACK WEDGE WIRE GRATE & CHANNEL**

Width:	75mm, 100mm
Depth:	25mm
Length:	Custom
Outlet Sizes:	38mm, 44mm, 51mm, 63mm, 76mm, 85mm
Outlet Position:	Custom
Material:	Stainless steel with black electrostatic coating



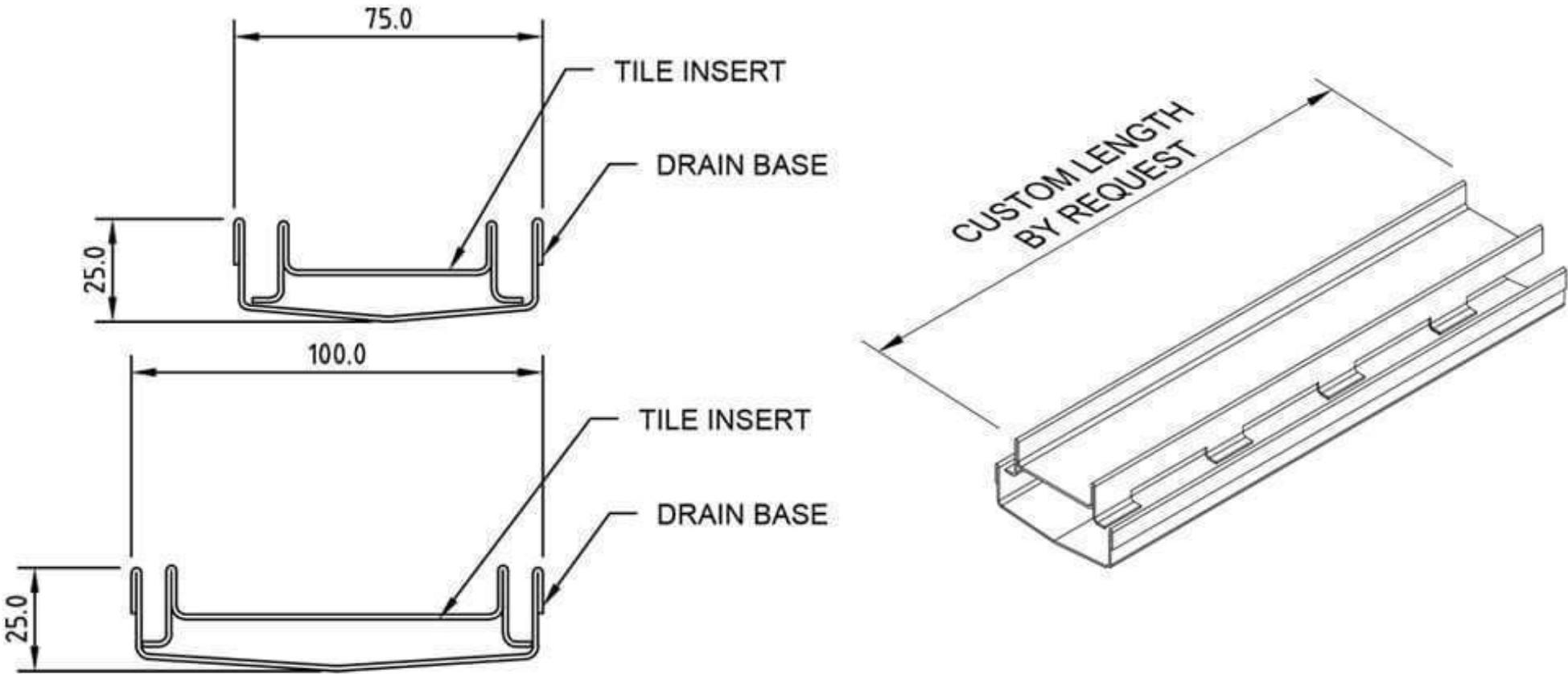




PRODUCT CODE: G2GTI75MB | G2GTI100MB

**MATTE BLACK TILE INSERT CHANNEL**

Width:	75mm, 100mm
Depth:	25mm
Length:	Custom
Outlet Sizes:	38mm, 44mm, 51mm, 63mm, 76mm, 85mm
Outlet Position:	Custom
Material:	Stainless steel with black electrostatic coating

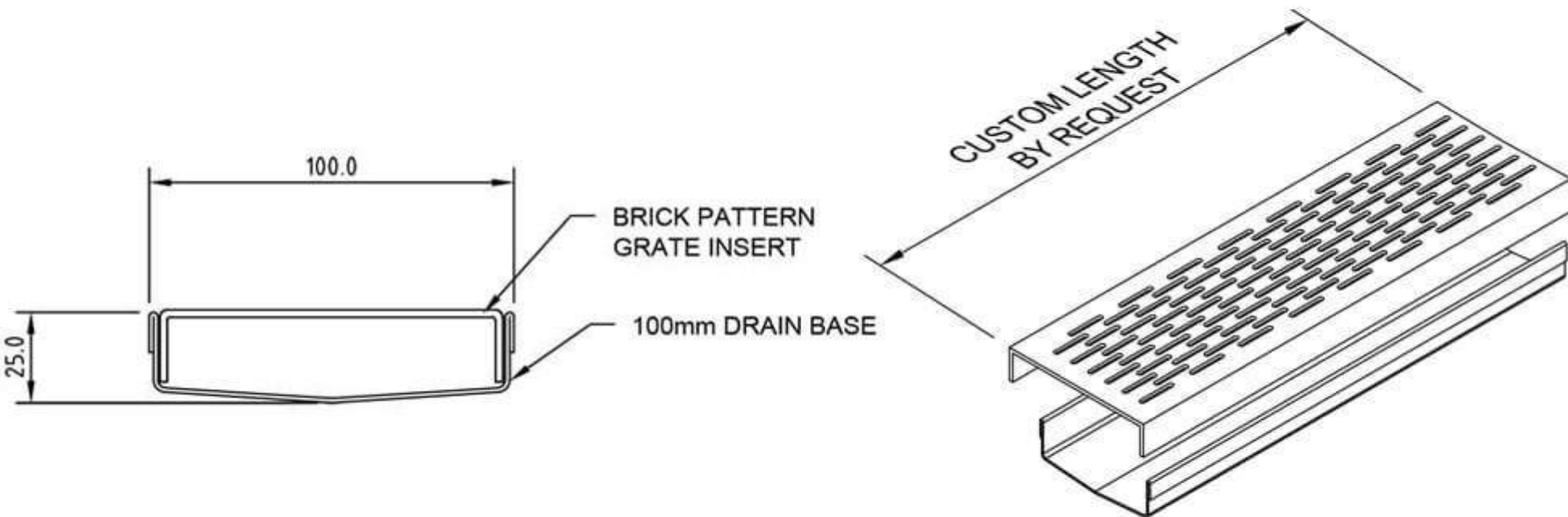





PRODUCT CODE: G2GBP100MB

**MATTE BLACK BRICK PATTERN GRATE & CHANNEL**

Width:	100mm
Depth:	25mm
Length:	Custom
Outlet Sizes:	38mm, 44mm, 51mm, 63mm, 76mm, 85mm
Outlet Position:	Custom
Material:	Stainless steel with black electrostatic coating



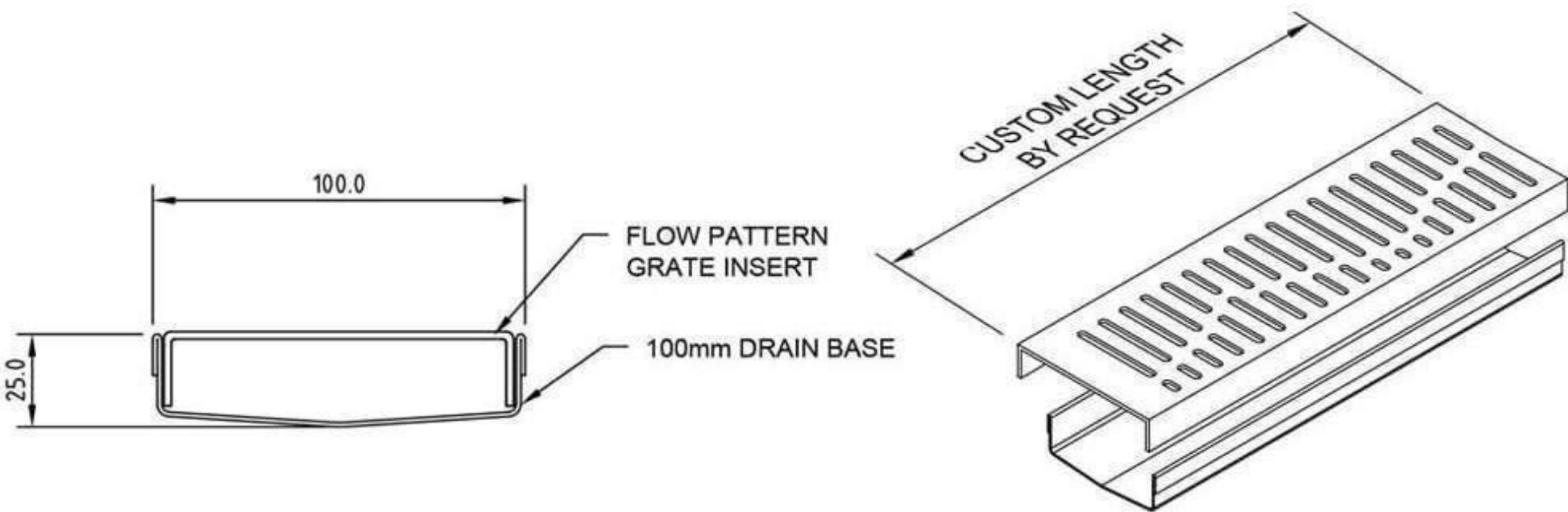





PRODUCT CODE: G2GFP100MB

**MATTE BLACK FLOW PATTERN GRATE & CHANNEL**

Width:	100mm
Depth:	25mm
Length:	Custom
Outlet Sizes:	38mm, 44mm, 51mm, 63mm, 76mm, 85mm
Outlet Position:	Custom
Material:	Stainless steel with black electrostatic coating

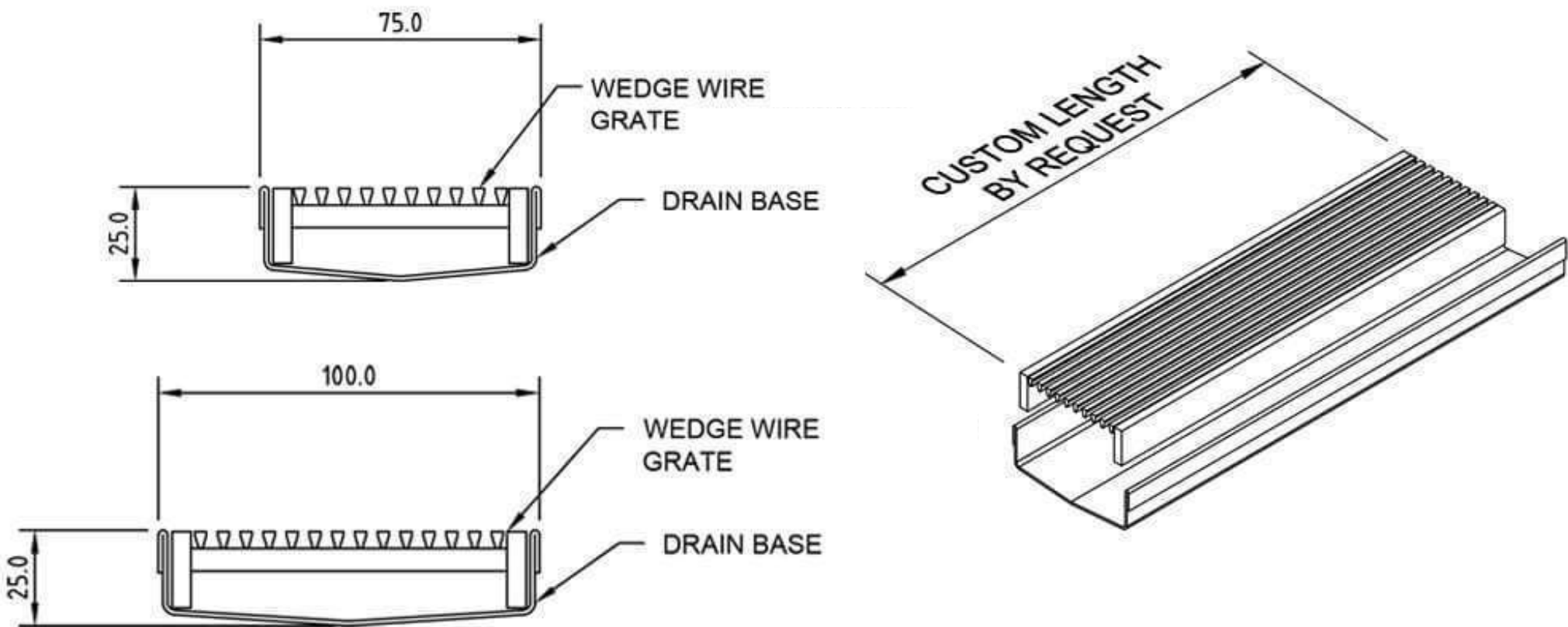




PRODUCT CODE: G2GWW75GM | G2GWW100GM

**GUNMETAL WEDGE WIRE GRATE & CHANNEL**

Width:	75mm, 100mm
Depth:	25mm
Length:	Custom
Outlet Sizes:	38mm, 44mm, 51mm, 63mm, 76mm, 85mm
Outlet Position:	Custom
Material:	Stainless steel with grey electrostatic coating



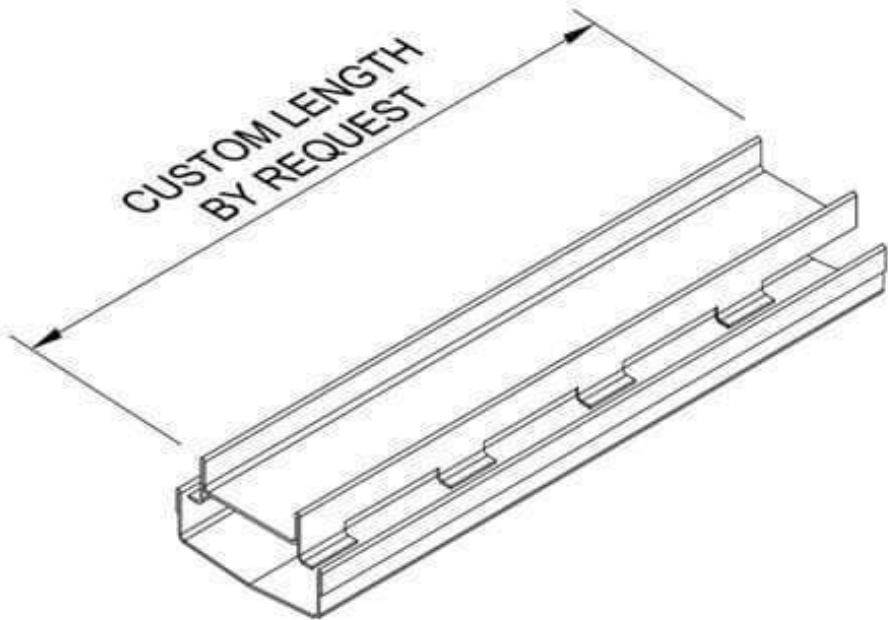
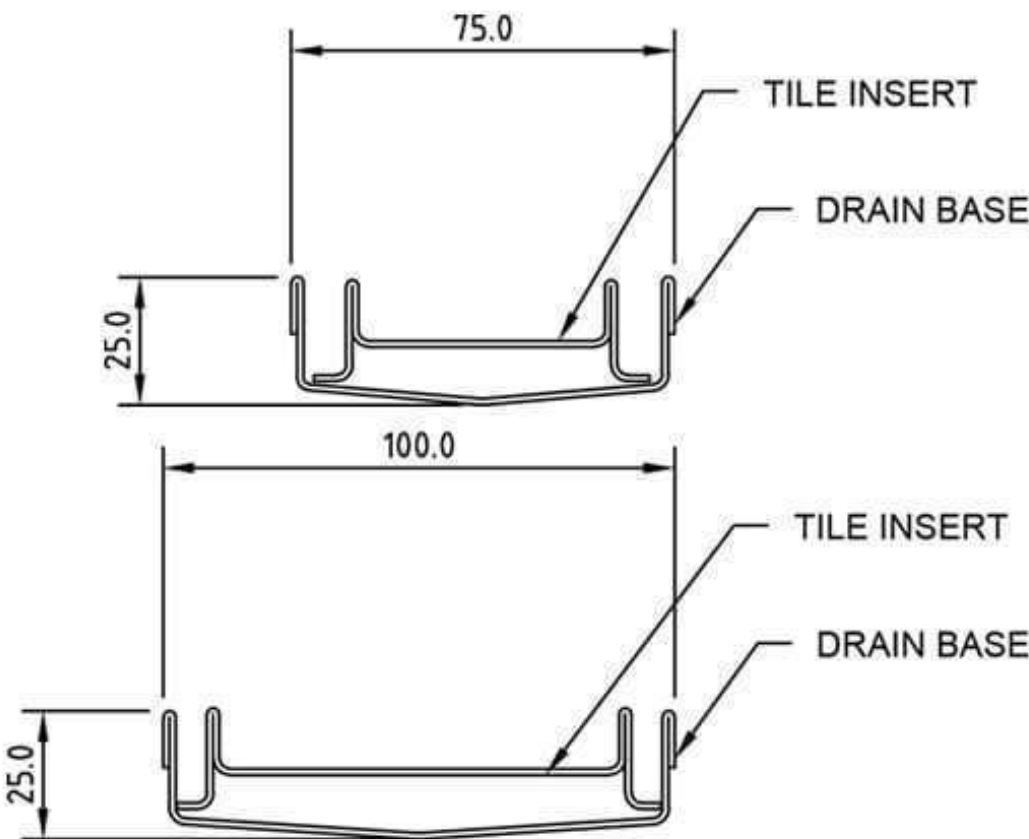





PRODUCT CODE: G2GTI75GM | G2GTI100GM

**GUNMETAL TILE INSERT CHANNEL**

Width:	75mm, 100mm
Depth:	25mm
Length:	Custom
Outlet Sizes:	38mm, 44mm, 51mm, 63mm, 76mm, 85mm
Outlet Position:	Custom
Material:	Stainless steel with grey electrostatic coating

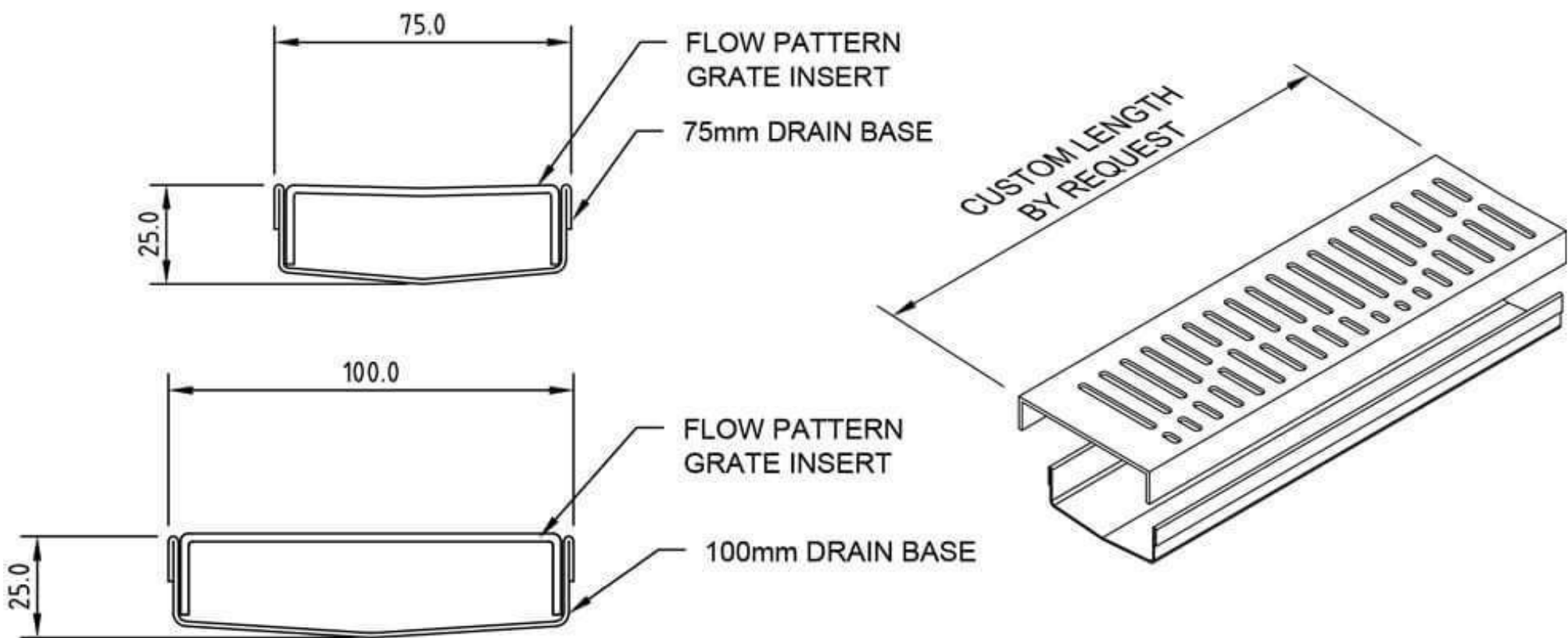





PRODUCT CODE: G2GFP75GM | G2GFP100GM

**GUNMETAL FLOW PATTERN GRATE & CHANNEL**

Width:	75mm, 100mm
Depth:	25mm
Length:	Custom
Outlet Sizes:	38mm, 44mm, 51mm, 63mm, 76mm, 85mm
Outlet Position:	Custom
Material:	Stainless steel with grey electrostatic coating



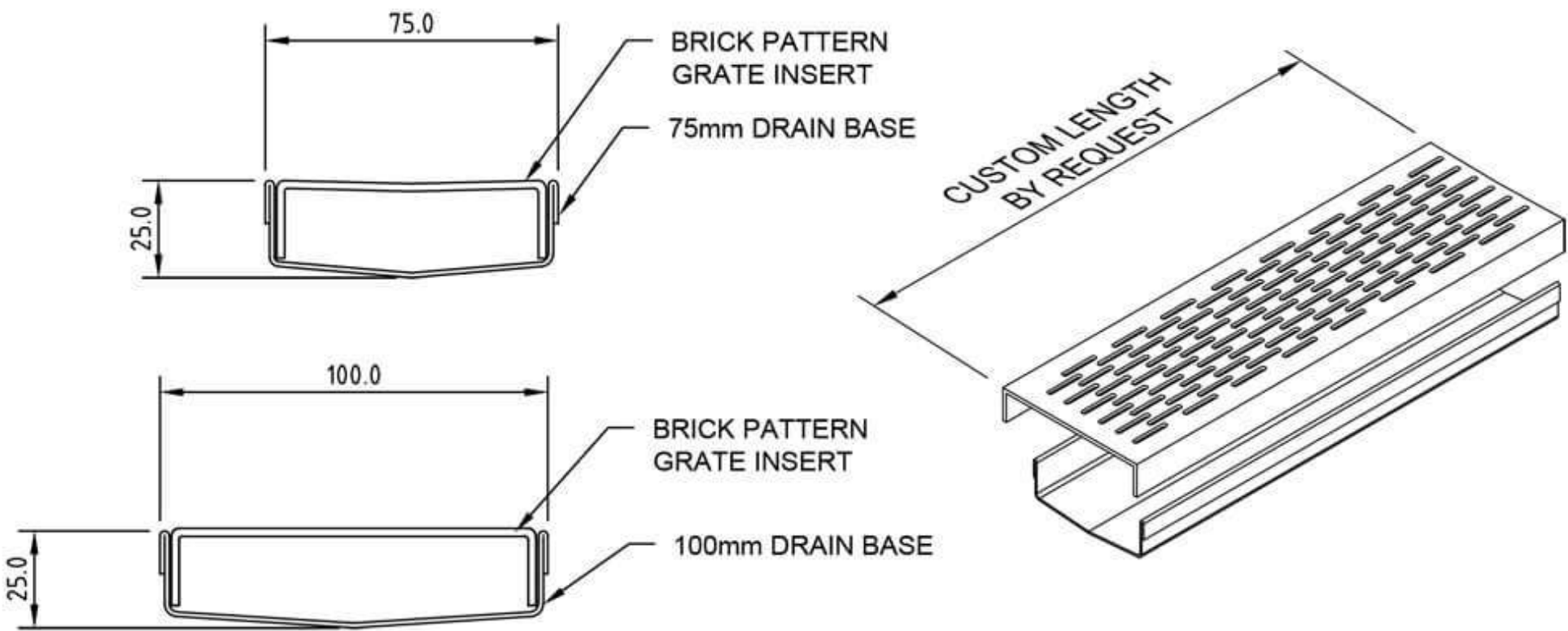




PRODUCT CODE: G2GBP75GM | G2GBP100GM

**GUNMETAL BRICK PATTERN GRATE & CHANNEL**

Width:	75mm, 100mm
Depth:	25mm
Length:	Custom
Outlet Sizes:	38mm, 44mm, 51mm, 63mm, 76mm, 85mm
Outlet Position:	Custom
Material:	Stainless steel with grey electrostatic coating



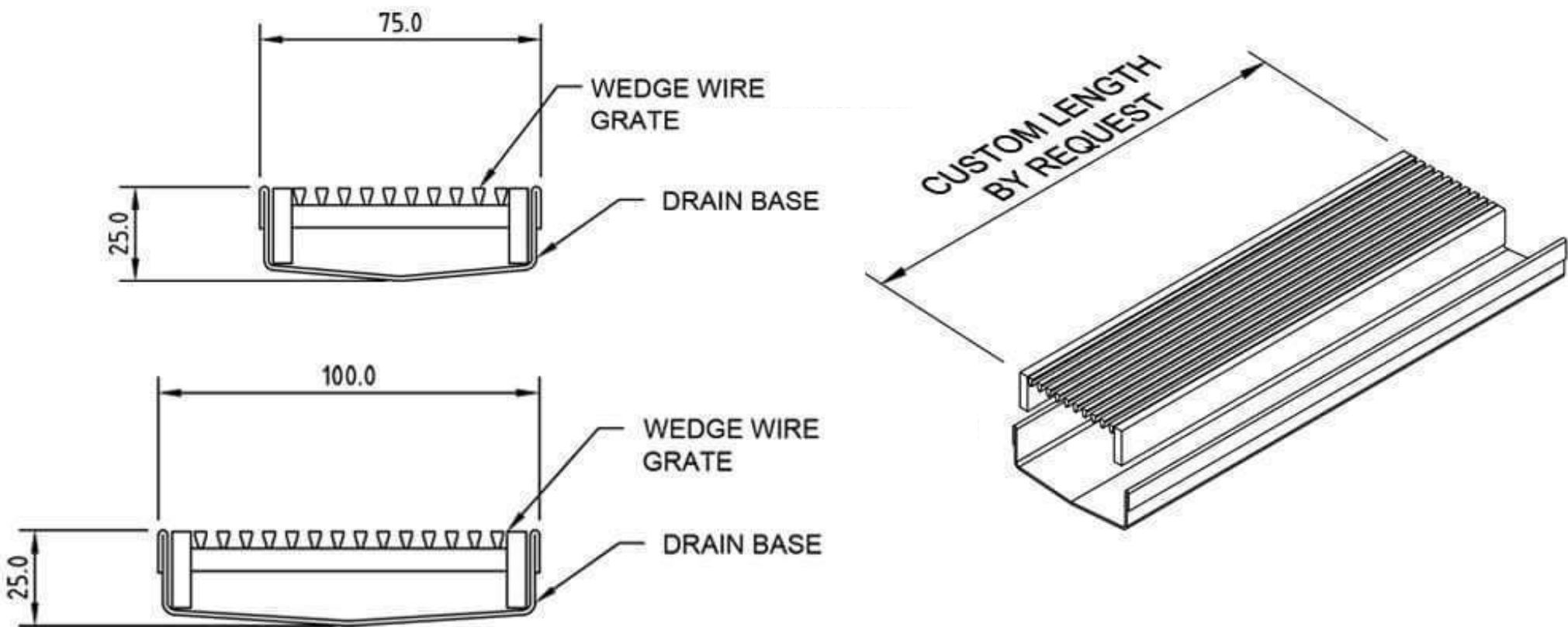




PRODUCT CODE: G2GWW75BG | G2GWW100BG

**GOLD WEDGE WIRE GRATE & CHANNEL**

Width:	75mm, 100mm
Depth:	25mm
Length:	Custom
Outlet Sizes:	38mm, 44mm, 51mm, 63mm, 76mm, 85mm
Outlet Position:	Custom
Material:	Stainless steel with gold electrostatic coating



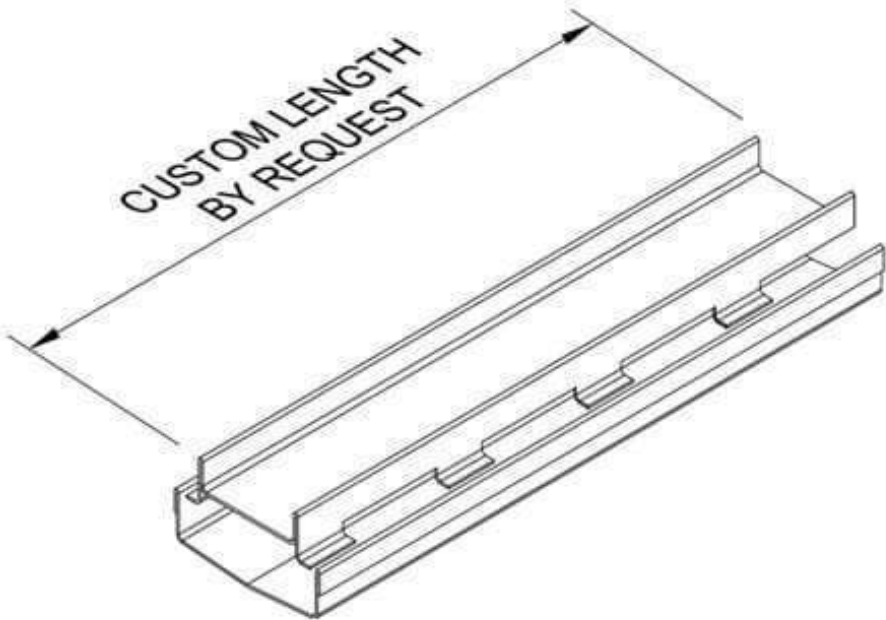
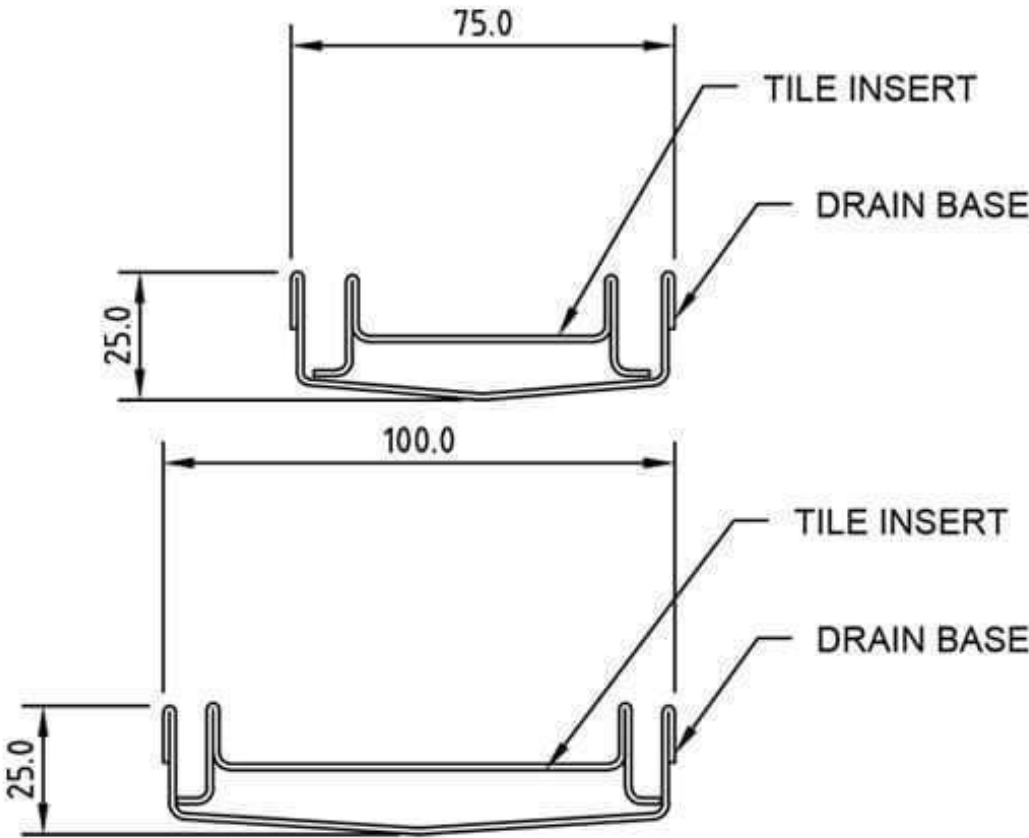





PRODUCT CODE: G2GTI75BG | G2GTI100BG

**GOLD TILE INSERT CHANNEL**

Width:	75mm, 100mm
Depth:	25mm
Length:	Custom
Outlet Sizes:	44mm, 51mm, 63mm, 76mm, 85mm
Outlet Position:	Custom
Material:	Stainless steel with gold electrostatic coating

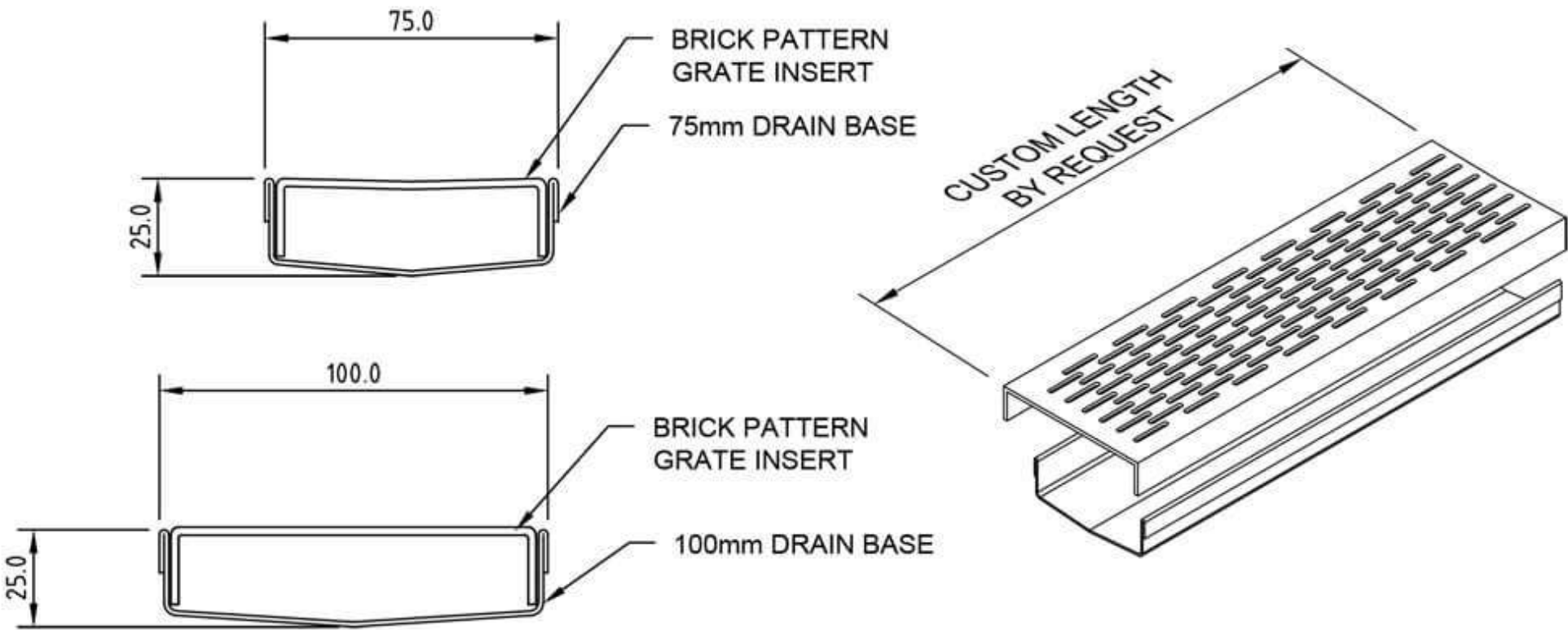





PRODUCT CODE: G2GBP75BG | G2GBP100BG

**GOLD BRICK PATTERN GRATE & CHANNEL**

Width:	75mm, 100mm
Depth:	25mm
Length:	Custom
Outlet Sizes:	38mm, 44mm, 51mm, 63mm, 76mm, 85mm
Outlet Position:	Custom
Material:	Stainless steel with gold electrostatic coating



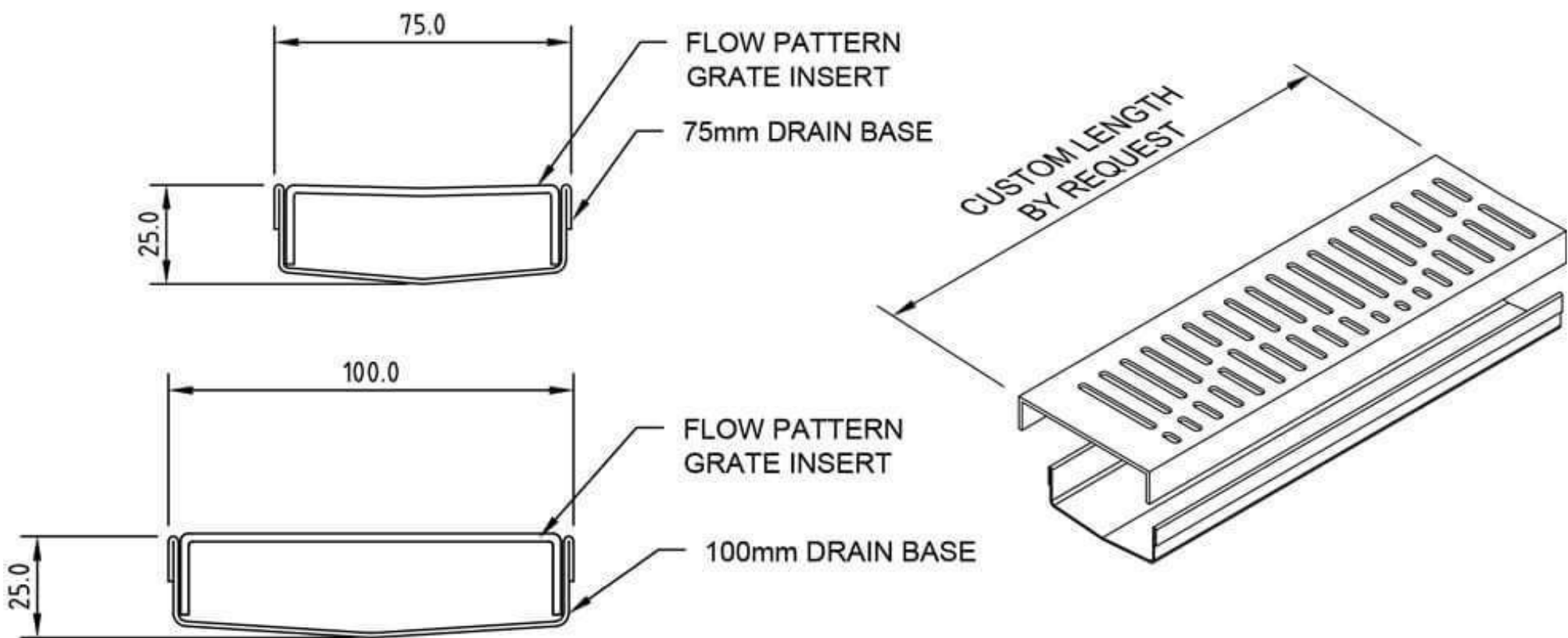





PRODUCT CODE: G2GBP75BG | G2GBP100BG

**GOLD FLOW PATTERN GRATE & CHANNEL**

Width:	75mm, 100mm
Depth:	25mm
Length:	Custom
Outlet Sizes:	38mm, 44mm, 51mm, 63mm, 76mm, 85mm
Outlet Position:	Custom
Material:	Stainless steel with gold electrostatic coating





PRODUCT CODE: G2GWW75W | G2GWW100W

**WHITE WEDGE WIRE GRATE & CHANNEL**

- Width:

75mm, 100mm
- Depth:

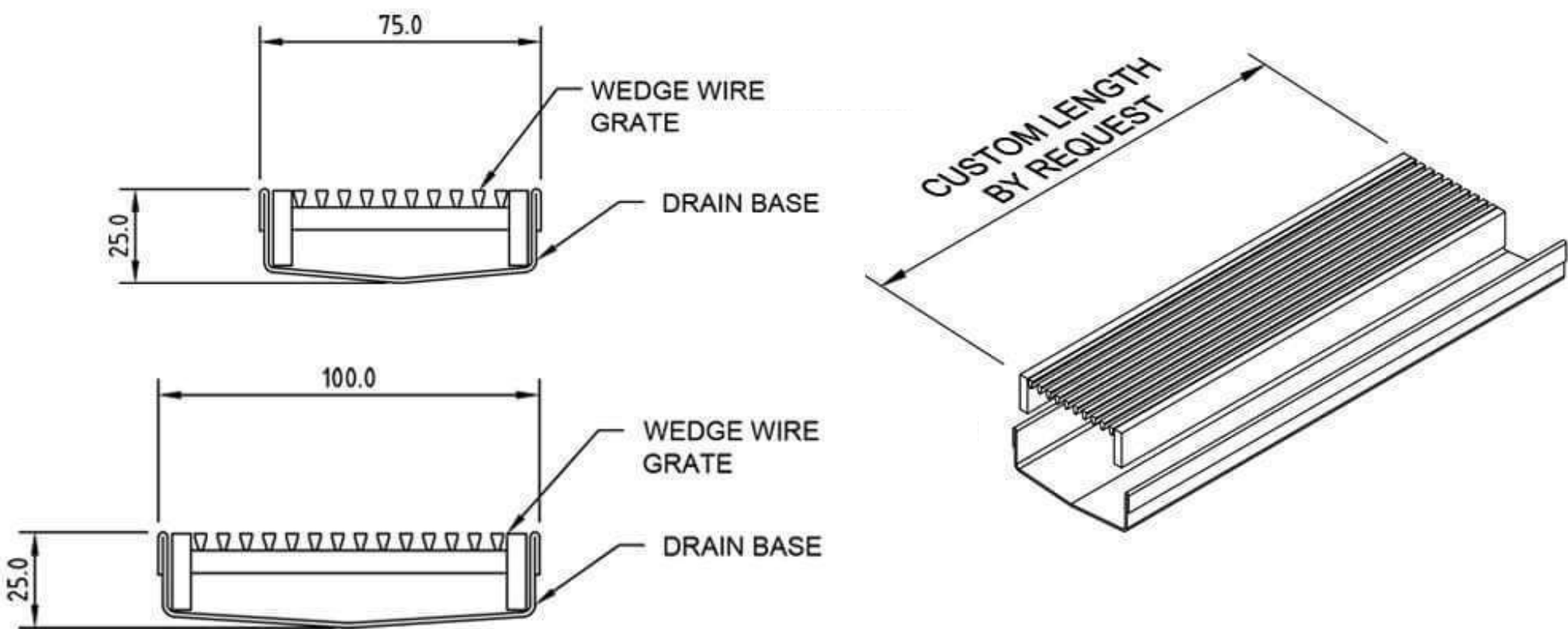
25mm
- Length:

Custom
- Outlet Sizes:

38mm, 44mm, 51mm, 63mm,  
76mm, 85mm
- Outlet Position:

Custom
- Material:

Stainless steel with white  
electrostatic coating



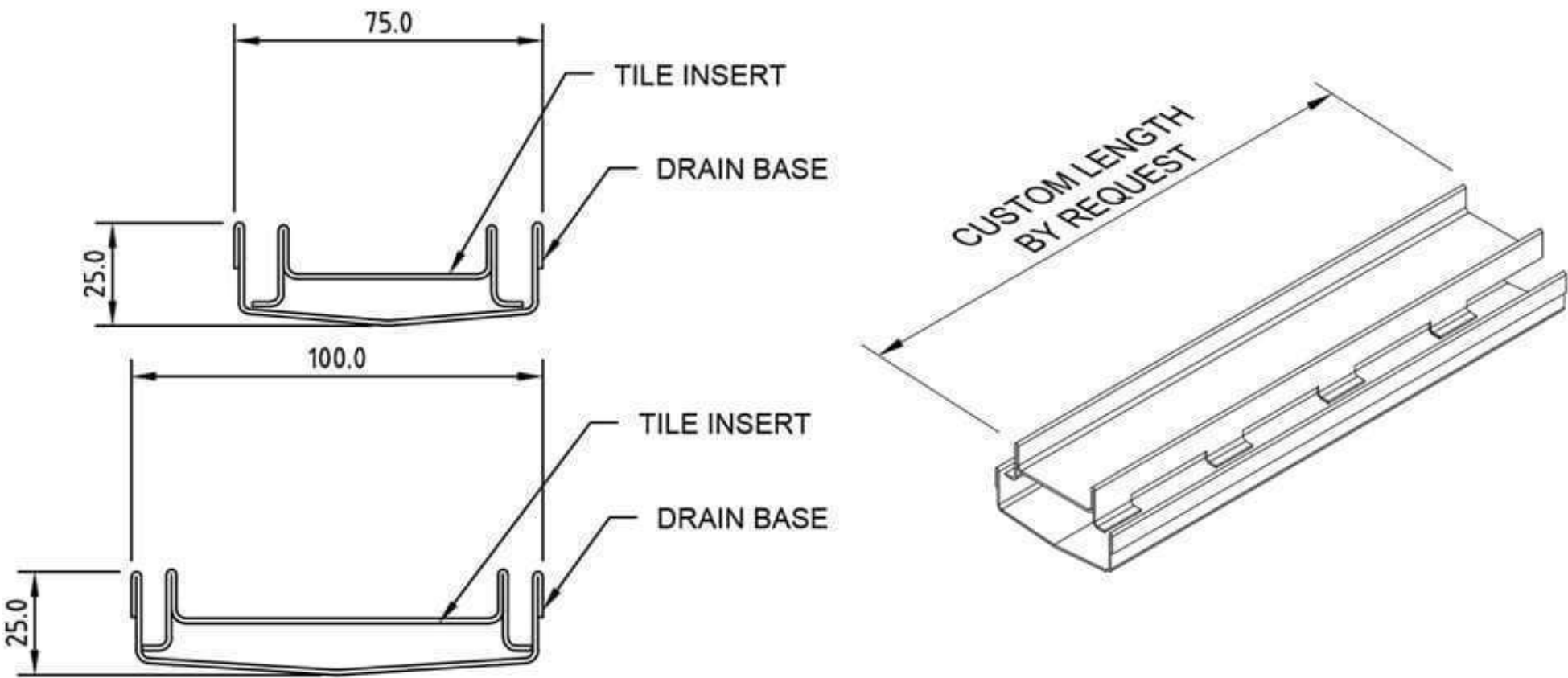





PRODUCT CODE: G2GTI75W | G2GTI100W

**WHITE TILE INSERT CHANNEL**

Width:	75mm, 100mm
Depth:	25mm
Length:	Custom
Outlet Sizes:	38mm, 44mm, 51mm, 63mm, 76mm, 85mm
Outlet Position:	Custom
Material:	Stainless steel with white electrostatic coating

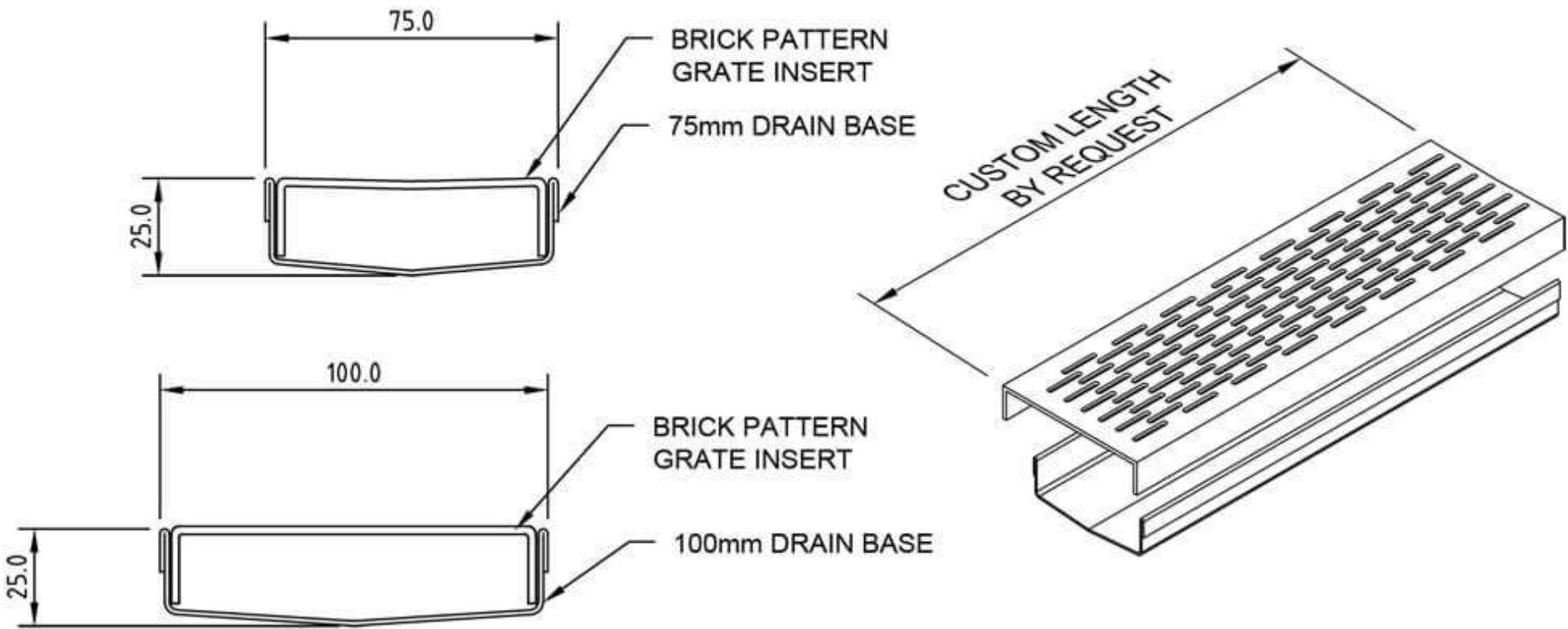





PRODUCT CODE: G2GBP75W | G2GBP100W

**WHITE BRICK PATTERN GRATE & CHANNEL**

Width:	75mm, 100mm
Depth:	25mm
Length:	Custom
Outlet Sizes:	38mm, 44mm, 51mm, 63mm, 76mm, 85mm
Outlet Position:	Custom
Material:	Stainless steel with white electrostatic coating



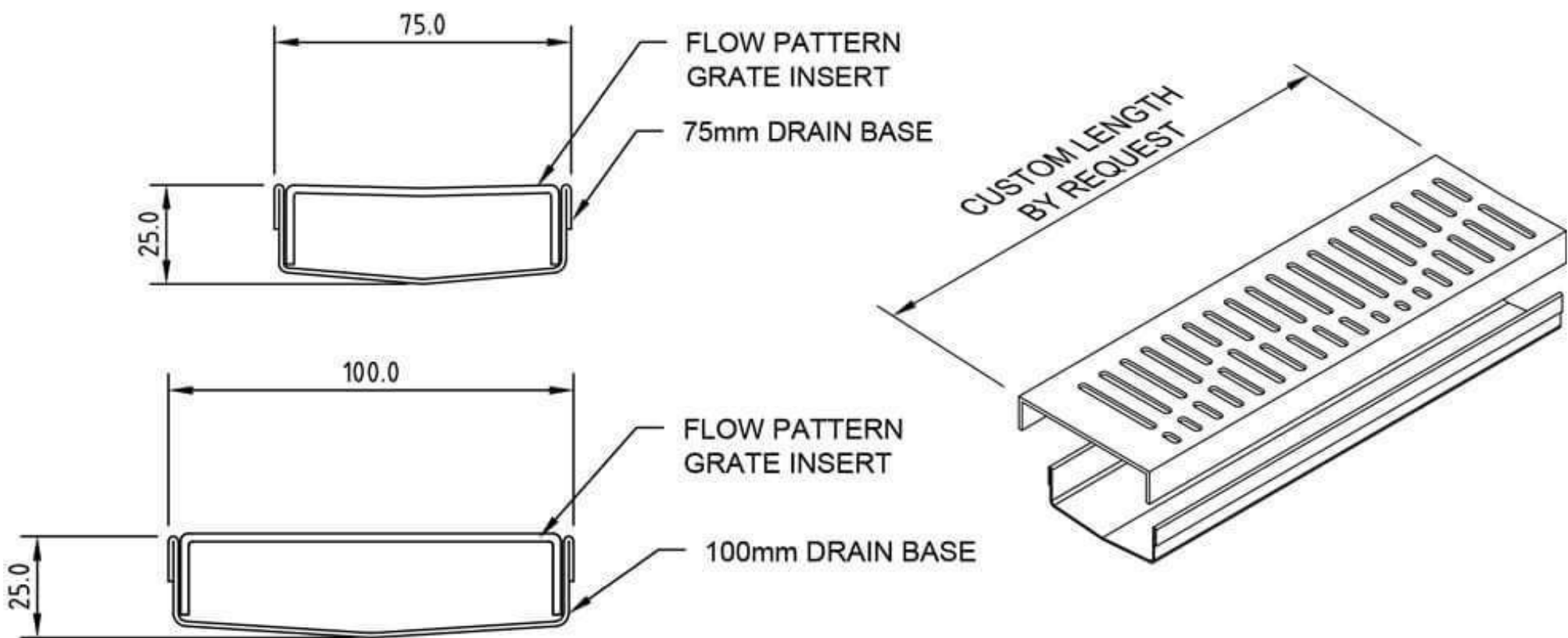





PRODUCT CODE: G2GFP75W | G2GFP100W

**WHITE FLOW PATTERN GRATE & CHANNEL**

Width:	75mm, 100mm
Depth:	25mm
Length:	Custom
Outlet Sizes:	38mm, 44mm, 51mm, 63mm, 76mm, 85mm
Outlet Position:	Custom
Material:	Stainless steel with white electrostatic coating




# POINT DRAIN FLOOR WASTE



Looking for a reliable and efficient way to manage wastewater in your commercial or residential space? Consider a point drain floor waste. These innovative systems are designed to efficiently remove water and prevent build-up, helping to keep your space clean and dry.

With a range of sizes and materials available, you can choose the perfect point drain floor waste for your needs. Browse our selection today and discover the benefits of this essential drainage solution.

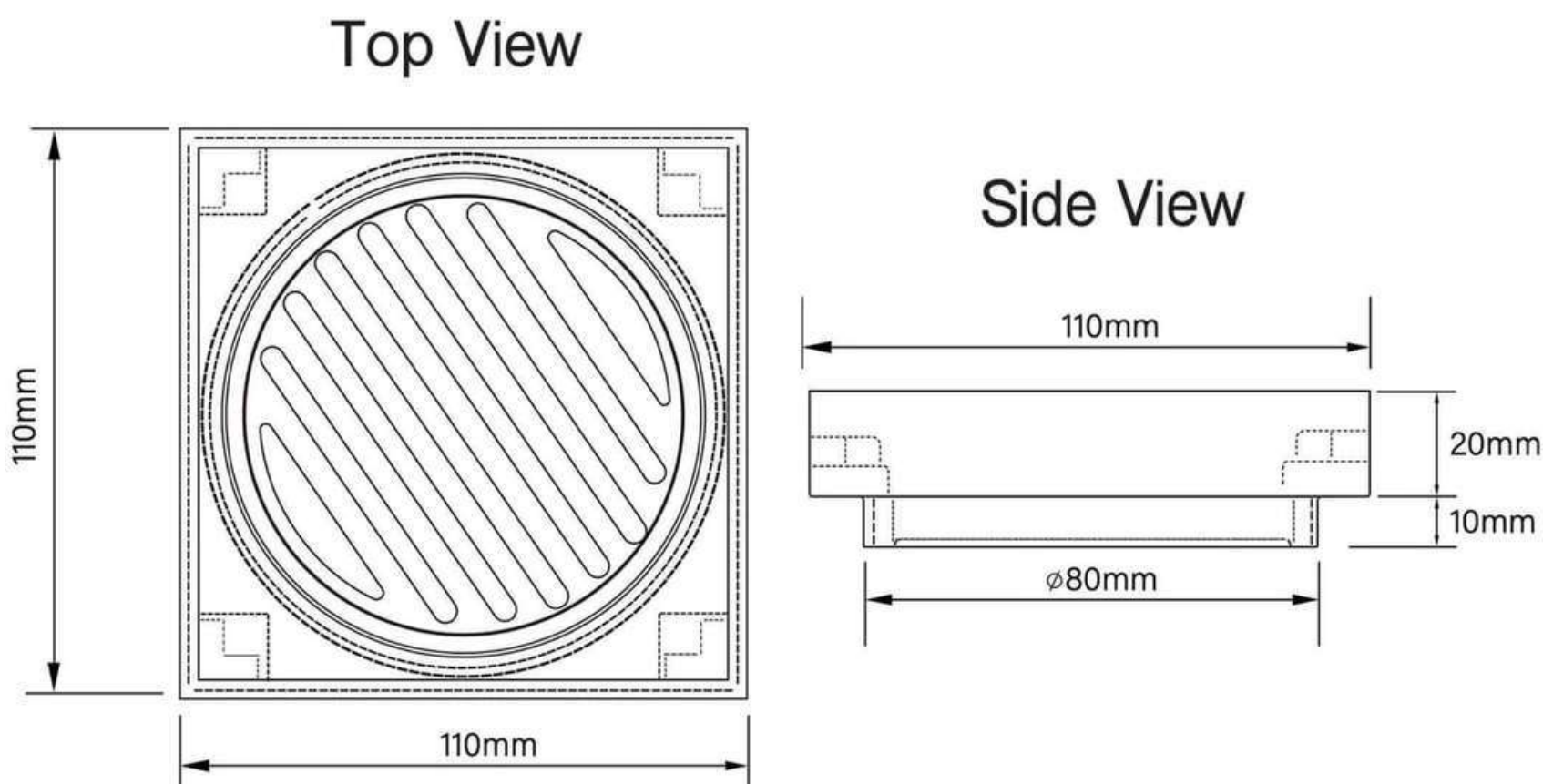




PRODUCT CODE: DIANA-110

**DIANA SMART TILE POINT DRAIN**

Size:	110mm
Depth:	25mm
Outlet Size:	80mm
Material:	316 grade stainless steel
Brand:	Sedek

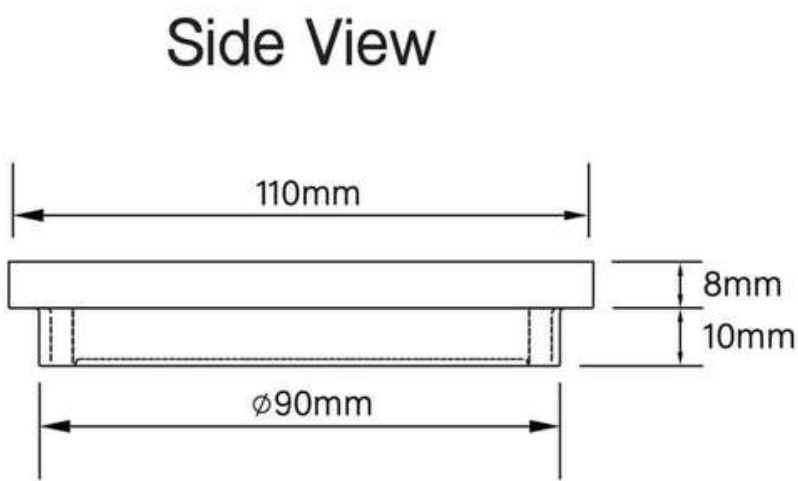
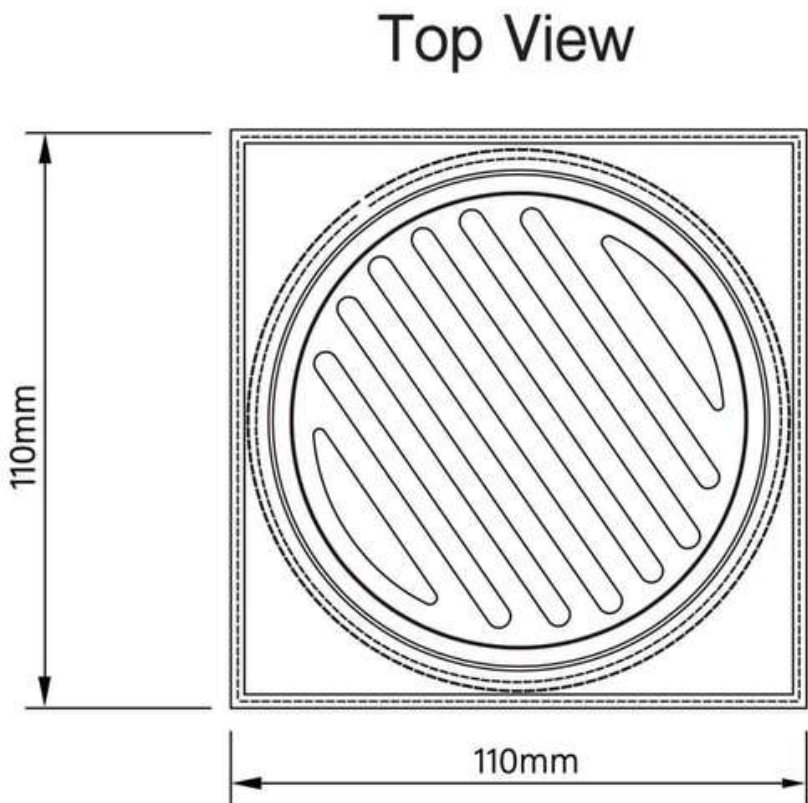




PRODUCT CODE: MILA-110

**MILA POINT DRAIN**

Size:	110mm
Depth:	8mm
Outlet Size:	90mm
Material:	316 grade stainless steel (colours electroplated)
Colours:	  
Brand:	Sedek



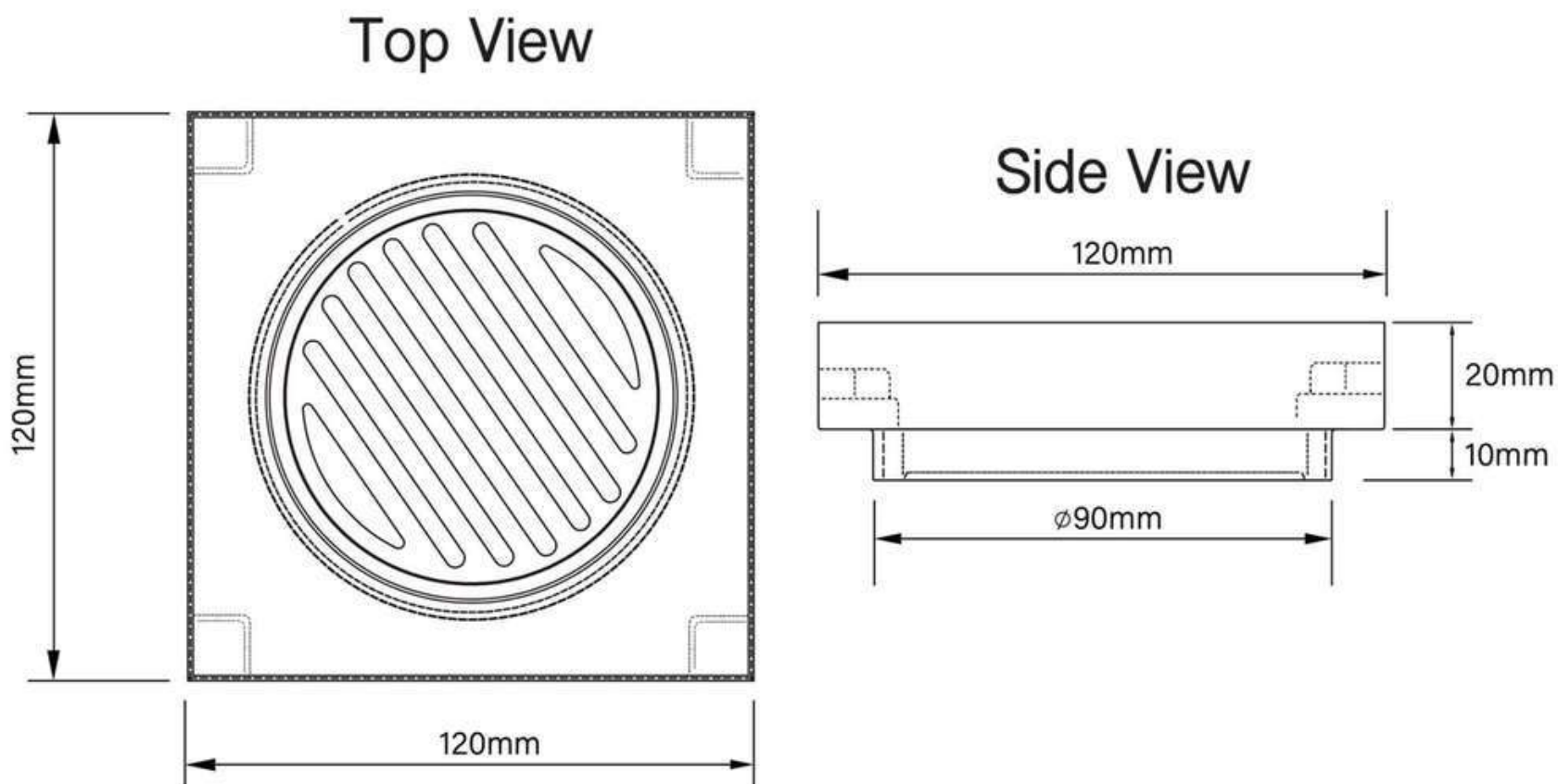





PRODUCT CODE: KANO-120-316-90

**KANO SMART TILE POINT DRAIN**

Size:	120mm
Depth:	20mm
Outlet Size:	90mm
Material:	316 grade stainless steel (colours electroplated)
Colours:	  
Brand:	Sedek



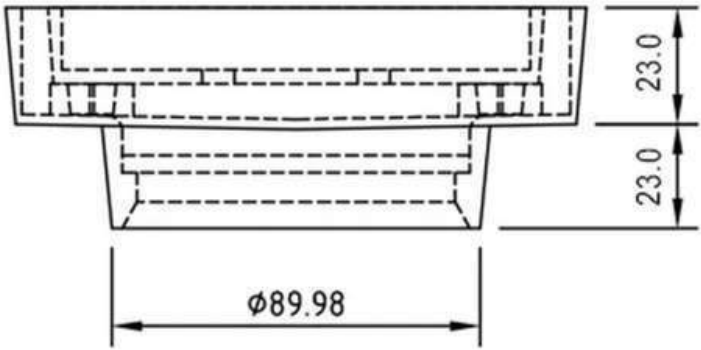
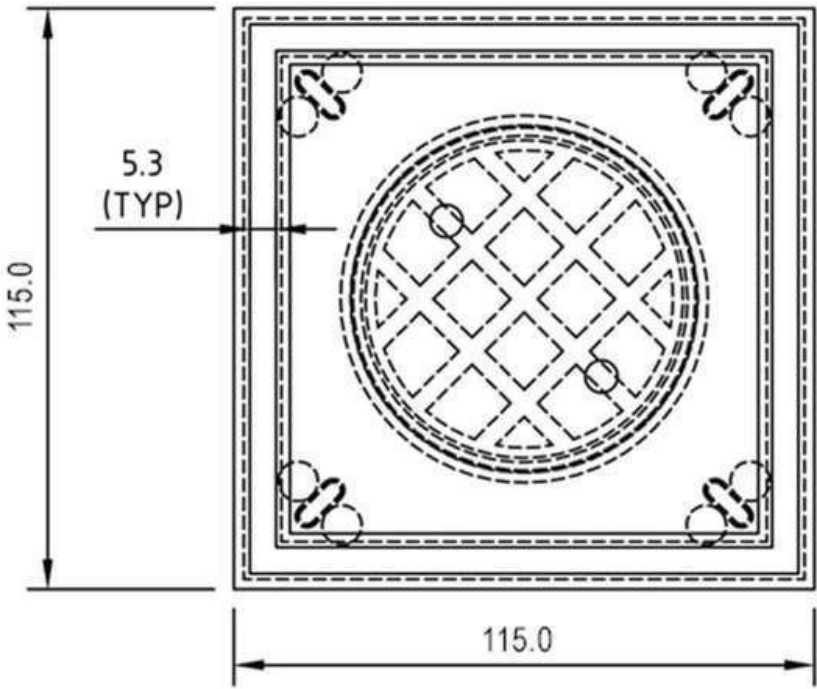


PRODUCT CODE: G2G-NB | G2G-AB | G2G-BOB | G2G-COB

**SMART TILE POINT DRAIN**

- Size:115mm
- Depth:23mm (25mm in chrome)
- Outlet Size:90mm
- Material:Solid brass with electrostatic coating.

Colours:







PRODUCT CODE: G2G-BS | G2G-ANCIENTS | G2G-CS | G2G-SNS | G2G-RG

**SLIMLINE BRASS POINT DRAIN**


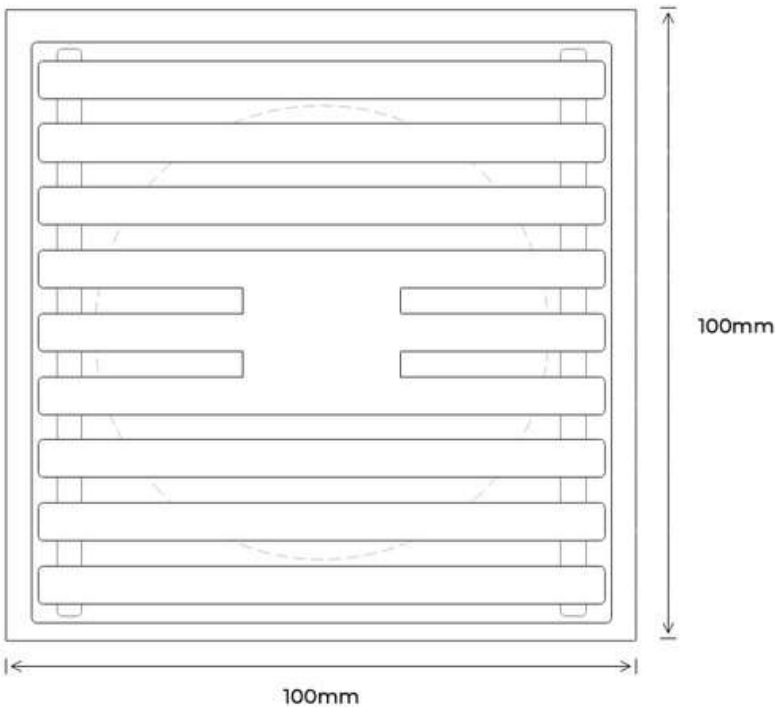
Size: 100mm


Depth: 9mm

Outlet Size: 80mm

Material: Brass base with electroplated finish

Colours:




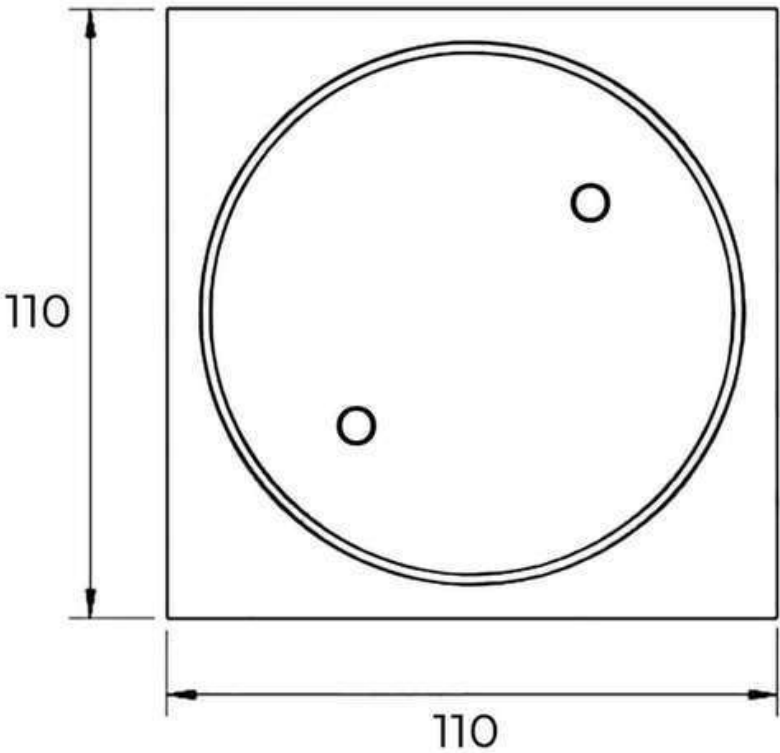


PRODUCT CODE: G2G-COC | G2G-COB | G2G-COGS | G2G-CON

**SLIMLINE CLEAR OUT POINT DRAIN**

Size:	110mm
Depth:	17mm
Outlet Size:	95mm
Material:	Solid brass with electrostatic coating

Colours:



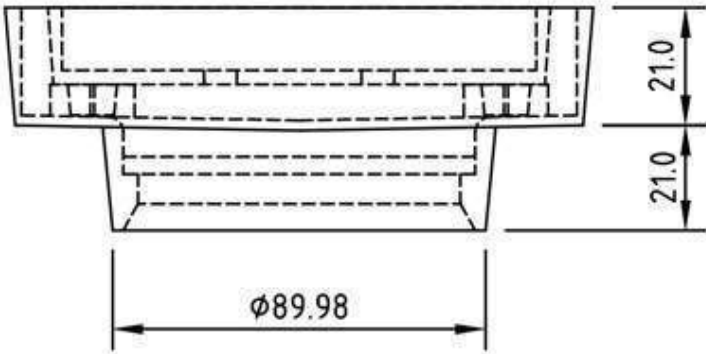
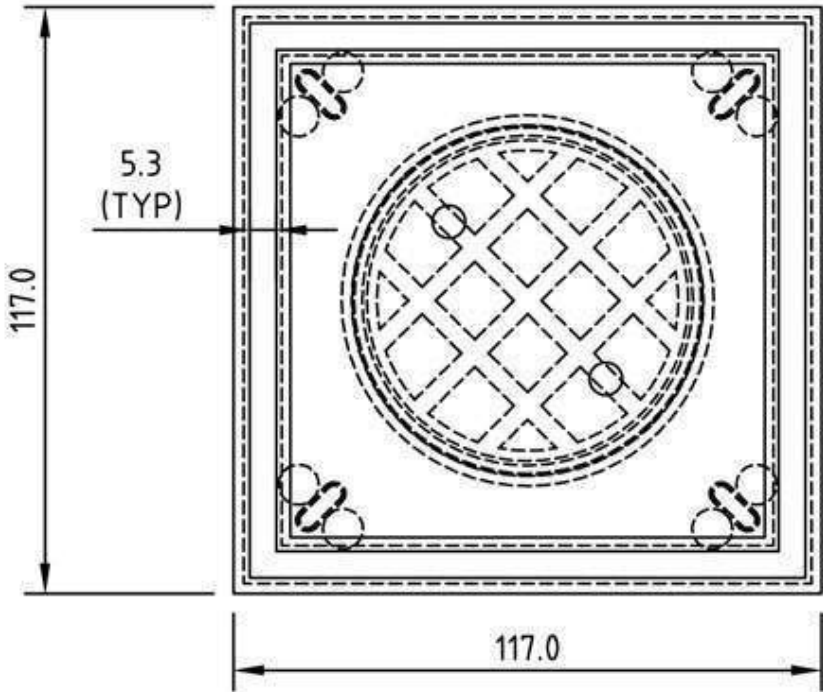





PRODUCT CODE: G2GPV-1G | G2GPV-1B | G2GPV-1W

**UPVC SMART TILE POINT DRAIN**

- Size:117mm
- Depth:21mm
- Outlet Size:70mm, 90mm
- Material:UPVC
- Colours:

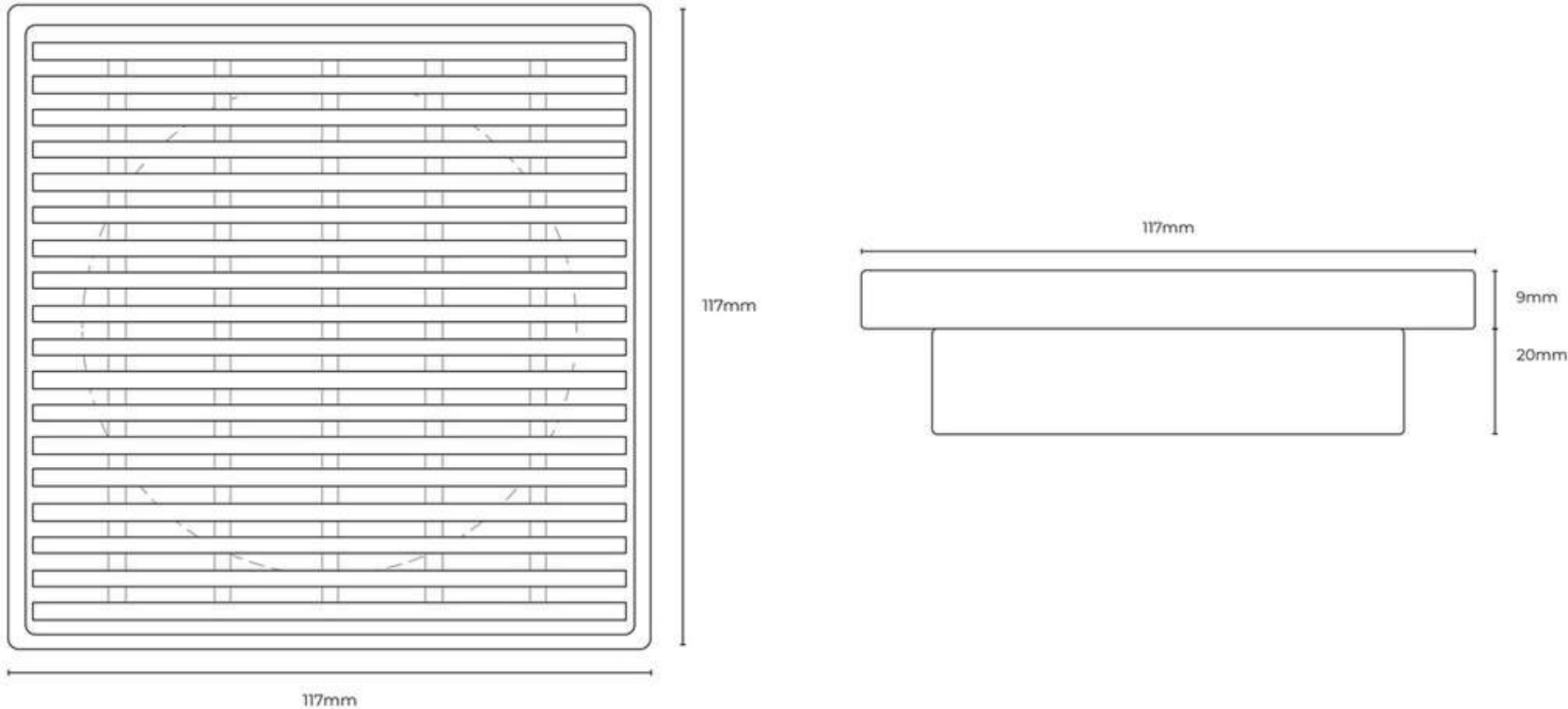





PRODUCT CODE: G2G5B | GG2-7C

**UPVC SLIMLINE WEDGE WIRE POINT DRAIN**

Size:	117mm
Depth:	11mm
Outlet Size:	90mm
Material:	UPVC Base with Stainless Steel Grate
Colours:	Grey or Black Base. Stainless Steel Grate.



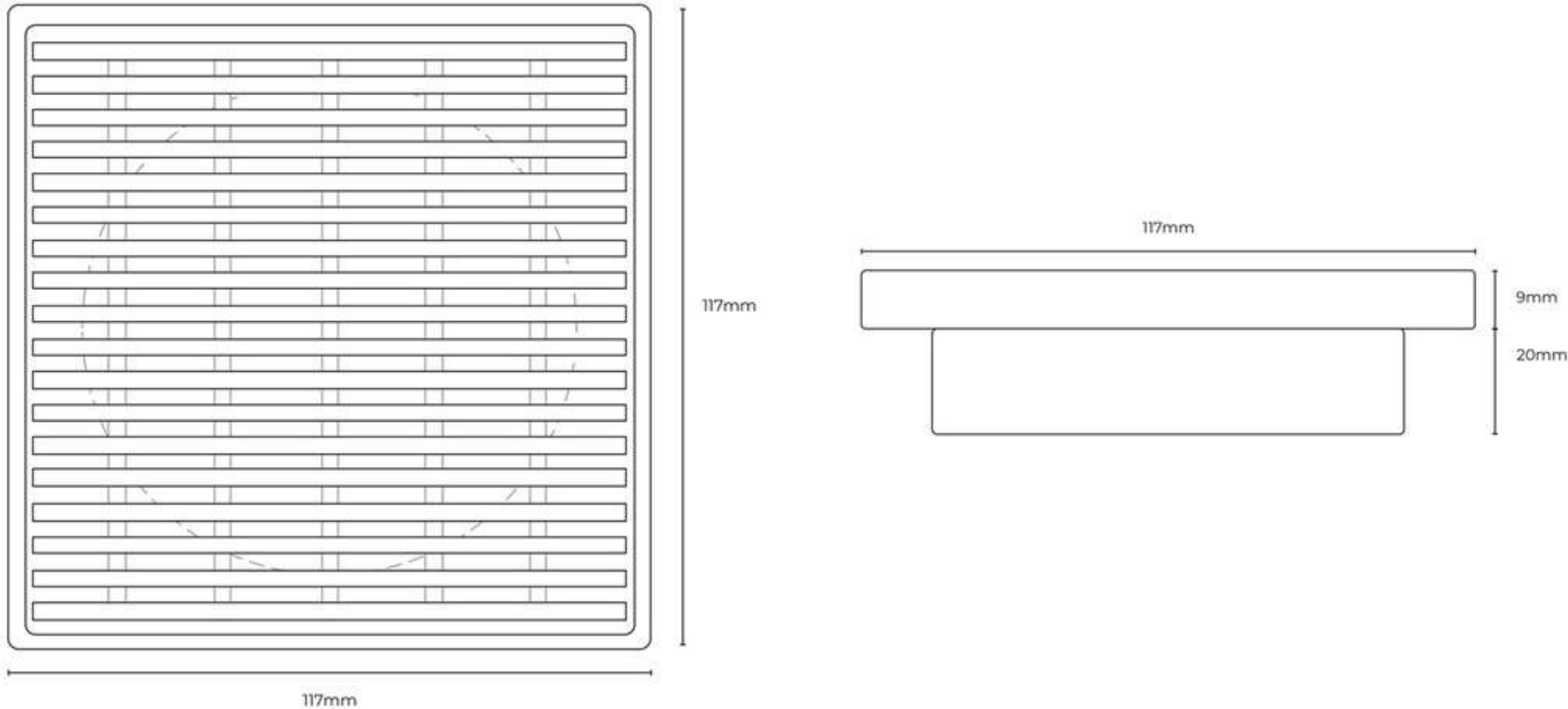





PRODUCT CODE: G2G-6B

**UPVC BLACK SLIMLINE WEDGE WIRE POINT DRAIN**

Size:	117mm
Depth:	11mm
Outlet Size:	90mm
Material:	UPVC Base with Stainless Steel Grate (grate has black electrostatic coating)

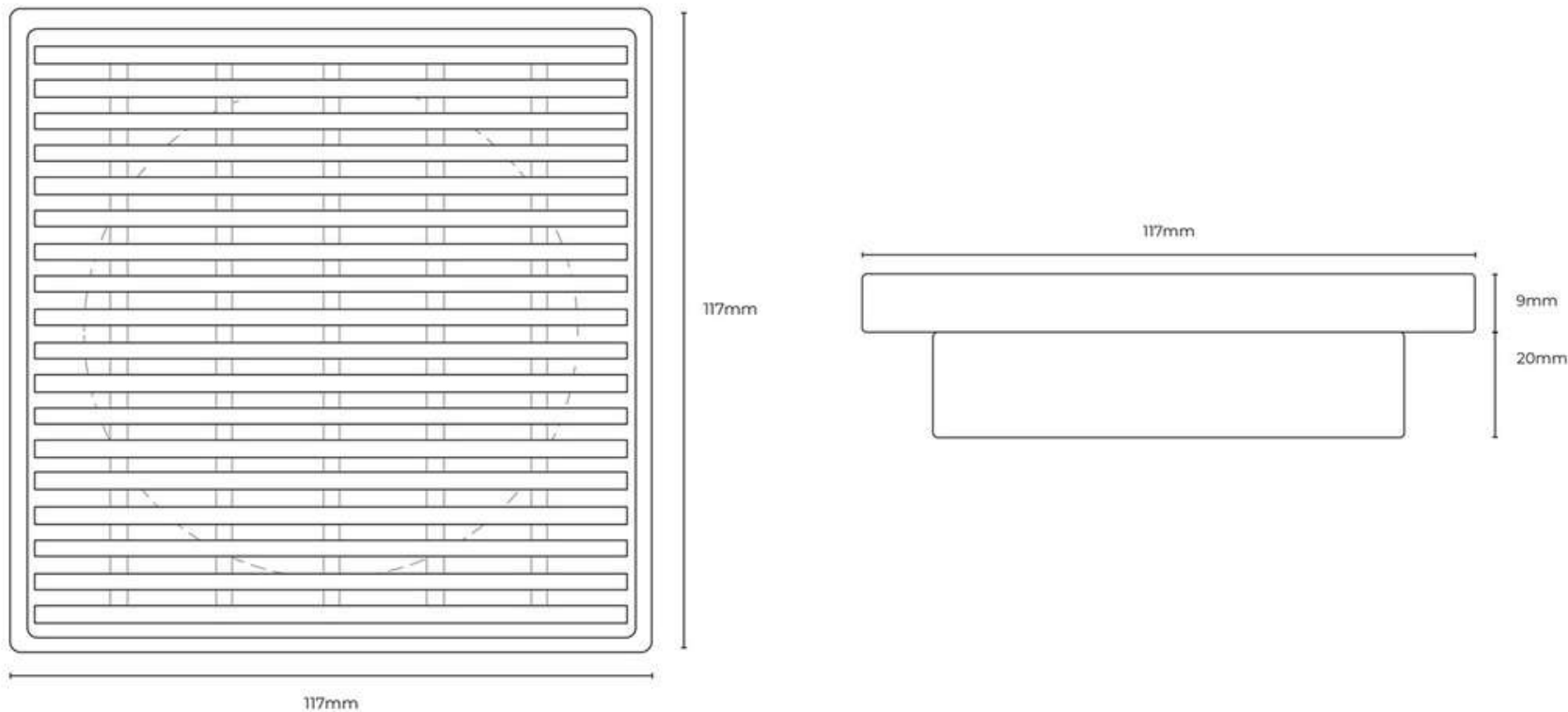




PRODUCT CODE: G2G-11W

**UPVC WHITE SLIMLINE WEDGE WIRE POINT DRAIN**

Size:	117mm
Depth:	11mm
Outlet Size:	90mm
Material:	UPVC Base with Stainless Steel Grate (grate has white electrostatic coating)





# ALUMINIUM DRAINAGE



If you're looking for a drain that is both stylish and functional, then look no further than our Innovation Series. Made from high quality aluminium, our drains are built to last and will look great in any bathroom.

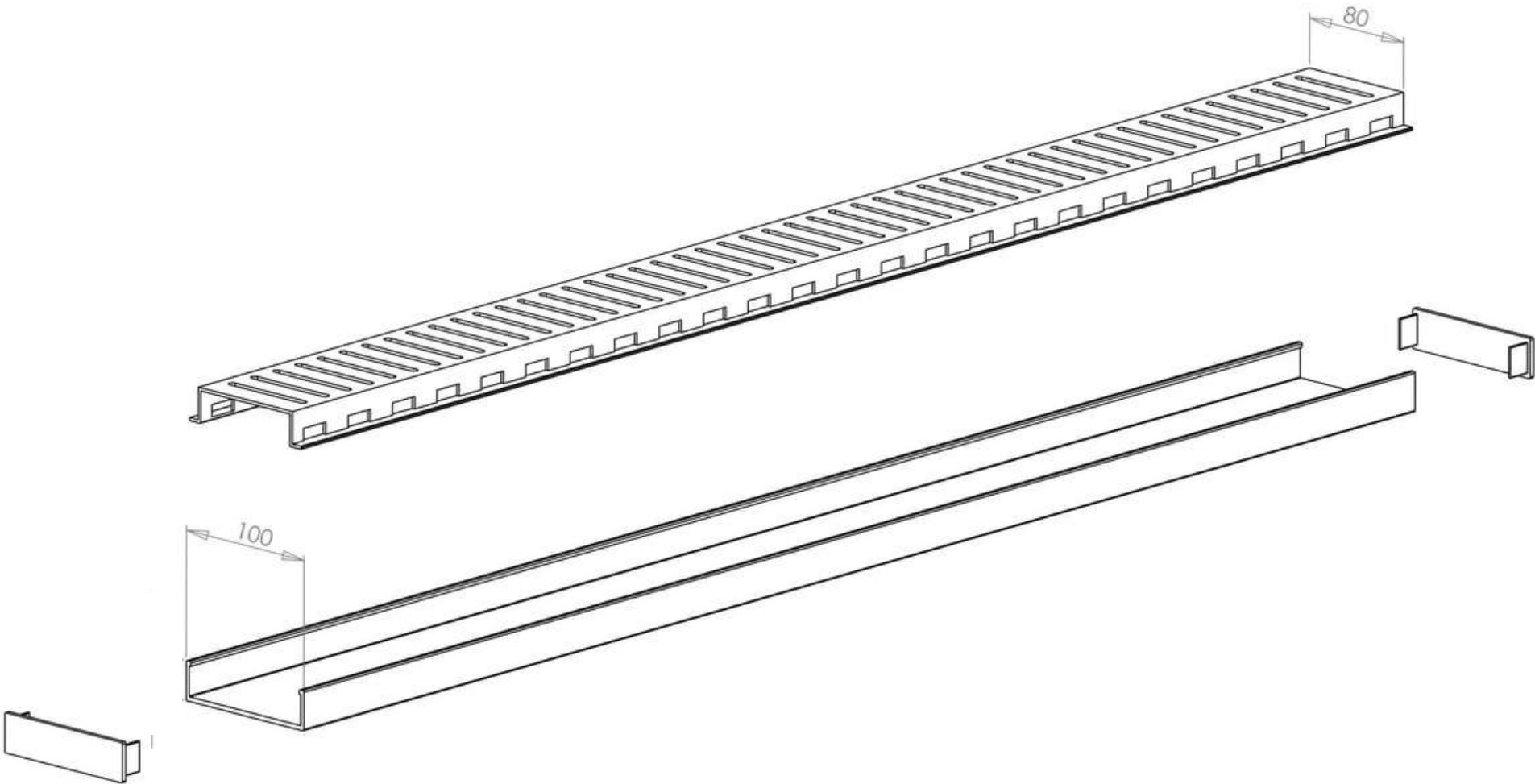
Available in a choice of slotted grate or tile insert strip drain. With a choice of three anodised colours - brushed silver, brushed black and brushed gold. Each strip drain comes with an outlet and a pair of end caps for you to complete installation.



PRODUCT CODE: MS-14GRT-S | MS-21GRT-S | MS-26GRT-S

**BRUSHED SILVER SLOTTED GRATE DRAIN**

Width:	100mm
Depth:	14mm, 21mm, 26mm
Length:	Custom
Outlet Sizes:	50mm, 80mm
Material:	Anodised aluminium
Contents:	Grate, channel, outlet and end caps



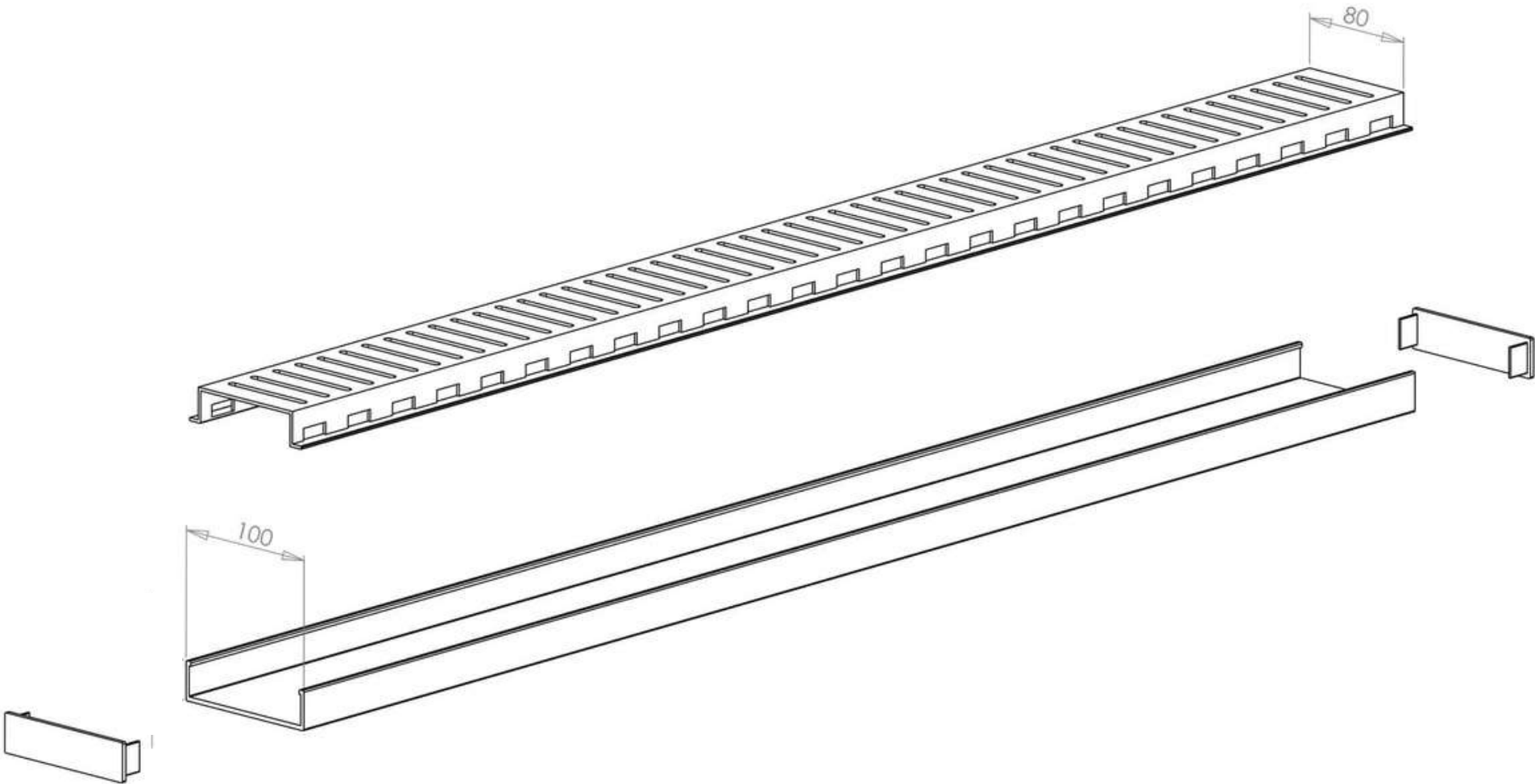





PRODUCT CODE: MS-14GRTS-B | MS-21GRT-B | MS-26GRT-B

**BRUSHED BLACK SLOTTED GRATE DRAIN**

Width:	100mm
Depth:	14mm, 21mm, 26mm
Length:	Custom
Outlet Sizes:	50mm, 80mm
Material:	Anodised aluminium
Contents:	Grate, channel, outlet and end caps

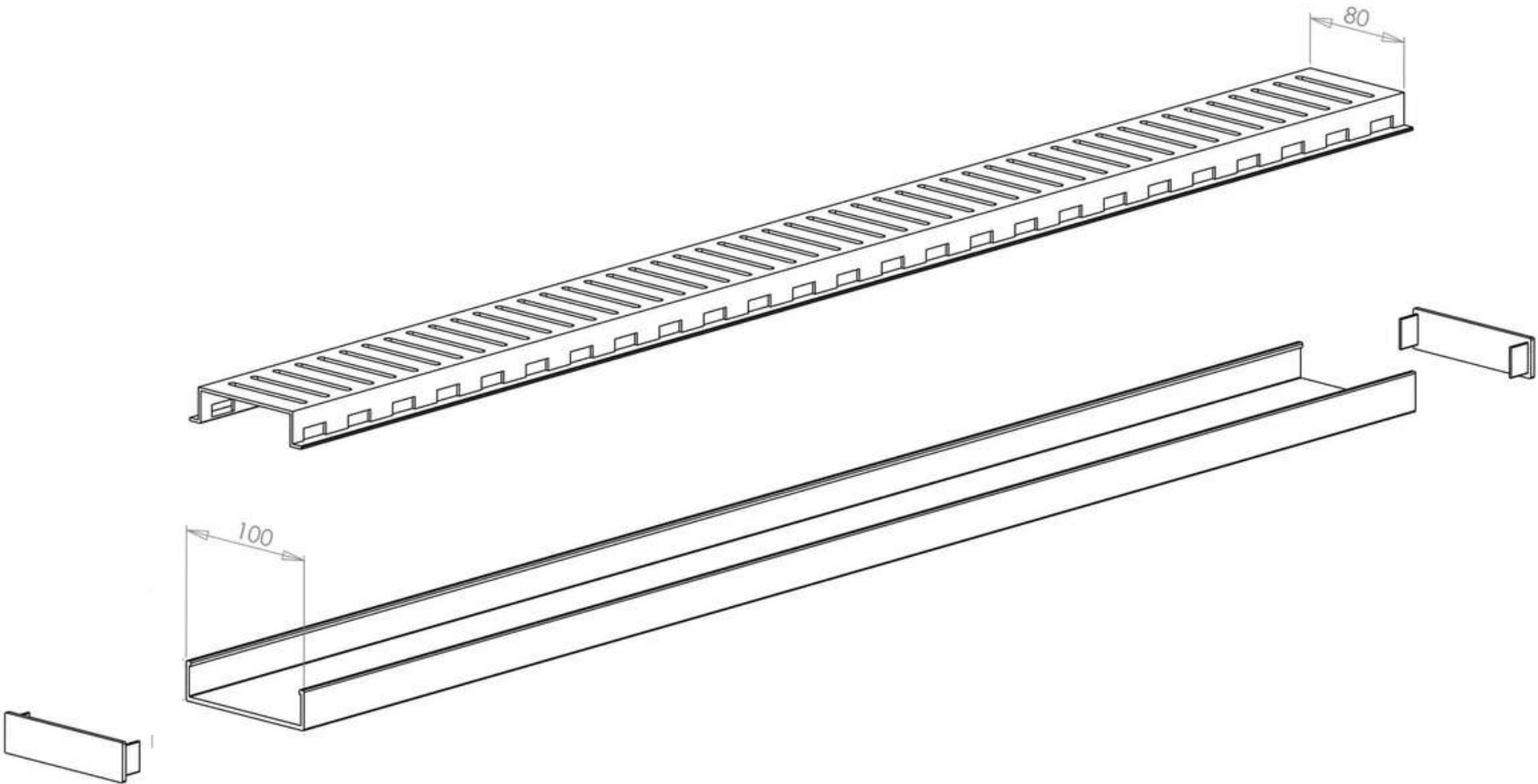




PRODUCT CODE: MS-14GTR-G | MS-21GRT-G | MS-26GRT-G

**BRUSHED GOLD SLOTTED GRATE DRAIN**

Width:	100mm
Depth:	14mm, 21mm, 26mm
Length:	Custom
Outlet Sizes:	50mm, 80mm
Material:	Anodised aluminium
Contents:	Grate, channel, outlet and end caps



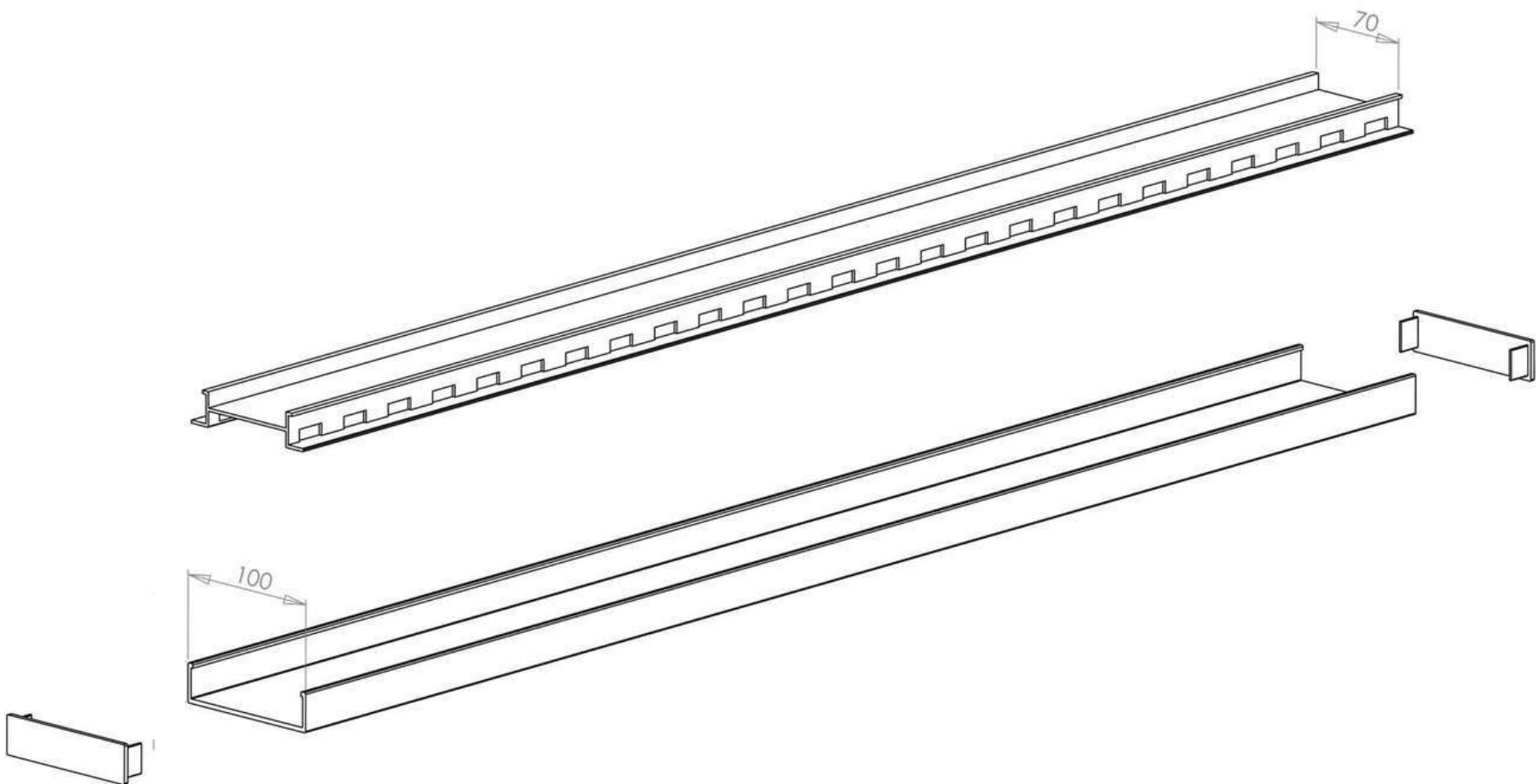




PRODUCT CODE: MS-21TIG-S | MS-26TIG-S

**BRUSHED SILVER TILE INSERT DRAIN**

Width:	100mm
Depth:	21mm, 26mm
Length:	Custom
Outlet Sizes:	50mm, 80mm
Material:	Anodised aluminium
Contents:	Grate, channel, outlet and end caps

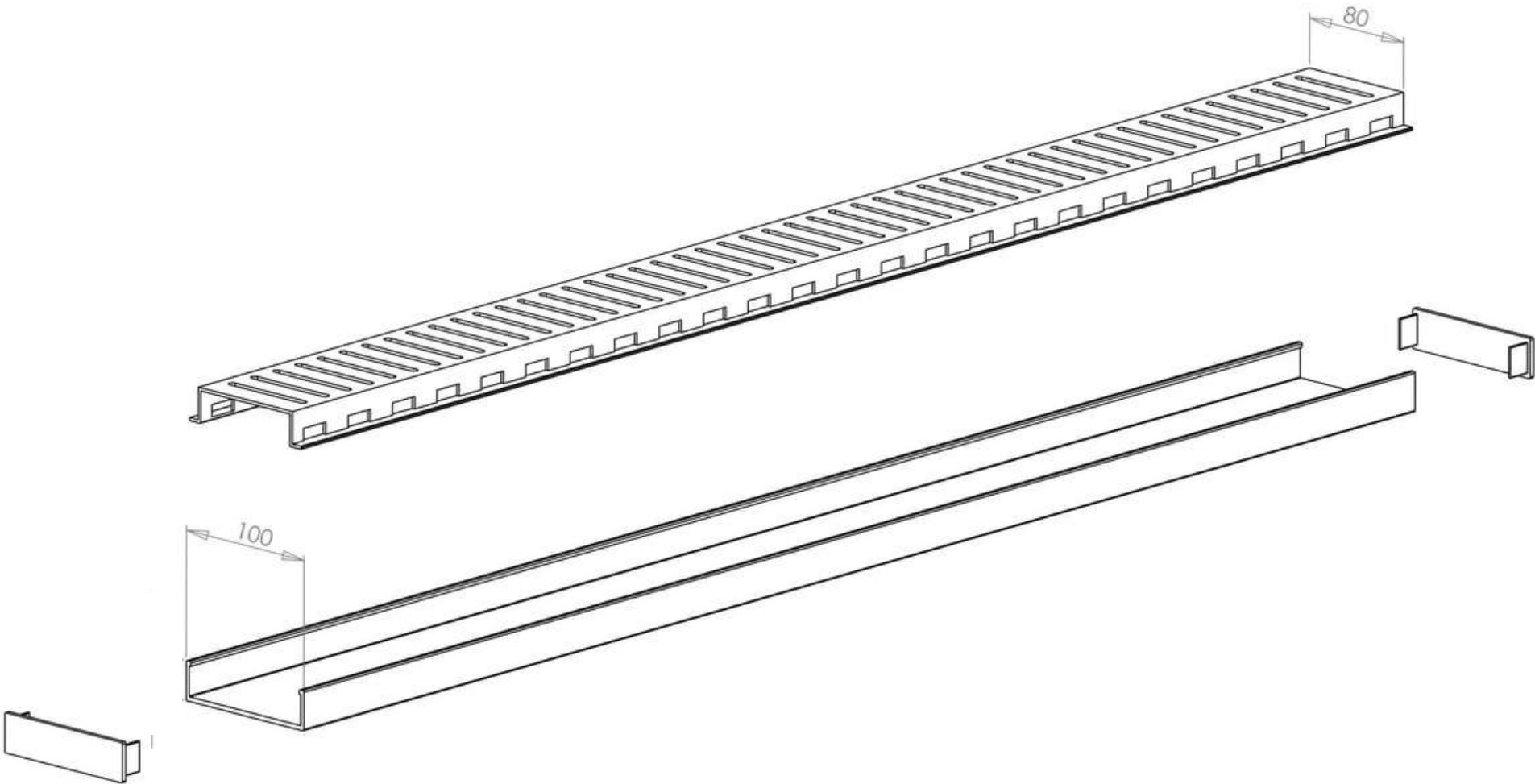




PRODUCT CODE: MS-21TIG-B | MS-26TIG-B

**BRUSHED BLACK TILE INSERT DRAIN**

Width:	100mm
Depth:	21mm, 26mm
Length:	Custom
Outlet Sizes:	50mm, 80mm
Material:	Anodised aluminium
Contents:	Grate, channel, outlet and end caps



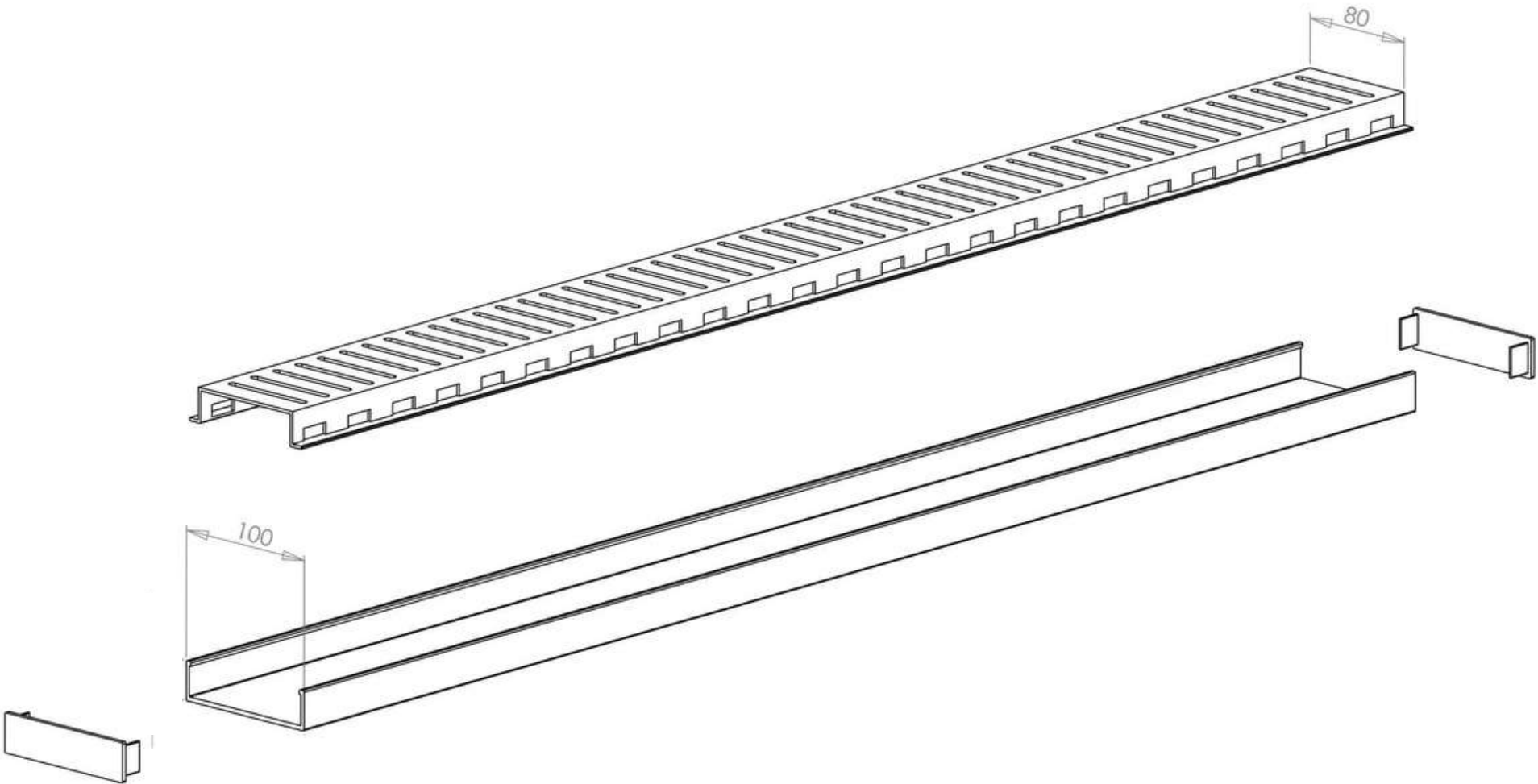




PRODUCT CODE: MS-26TIG-G | MS-26TIG-G

**BRUSHED GOLD TILE INSERT DRAIN**

Width:	100mm
Depth:	14mm, 21mm, 26mm
Length:	Custom
Outlet Sizes:	50mm, 80mm
Material:	Anodised aluminium
Contents:	Grate, channel, outlet and end caps





PRODUCT CODE: MS-PW50-SILVER | MS-PW80-SILVER

**BRUSHED SILVER OUTLET**

Width: 50mm, 80mm  
Material: Anodised aluminium



PRODUCT CODE: MS-PW50-BLACK | MS-PW80-BLACK

**BRUSHED BLACK OUTLET**

Width: 50mm, 80mm  
Material: Anodised aluminium






PRODUCT CODE: MS-PW50-GOLD | MS-PW80-GOLD

**BRUSHED GOLD OUTLET**

Width: 50mm, 80mm  
Material: Anodised aluminium



PRODUCT CODE: MS-26JOINER-S/B/G, MS-14JOINER-S/B/G

**DRAIN JOINERS**

Length: 80mm  
Width: 22mm  
Colours: Brushed Silver/Black/Gold  
Material: Anodised aluminium



PRODUCT CODE: MS-26CORNER-S/B/G, MS-14CORNER-S/B/G

**DRAIN CORNERS**

Length:	40mm
Width:	22mm
Colours:	Brushed Silver/Black/Gold
Material:	Anodised aluminium



PRODUCT CODE: MS-TCT80MM

**HOLE SAW KIT**

Width:	80mm
--------	------

# UPVC MODULAR DRAINAGE



Our UPVC modular kits are an easy do-it-yourself bathroom drainage system, pre-packaged in kit form. The kits contain everything you need to make up a shower grate and channel for your bathroom project.

For longer and larger applications we have modular joining sections and corners to enable you to install long runs or complex configurations.

Our Grates 2 Go Modular system has been fully tested and achieved the WaterMark standard for the Plumbing code of Australia.





PRODUCT CODE: G2GAM1250-TI-B | G2GAM1250-TI-G

**UPVC TILE INSERT MODULAR KIT**

Width:	100mm
Depth:	25mm
Length:	1250mm
Outlet Sizes:	43mm, 70mm, 83mm
Material:	UPVC
Colours:	Grey



Black



The kit contains:



UPVC Tile Insert Channel

UPVC Base Channel

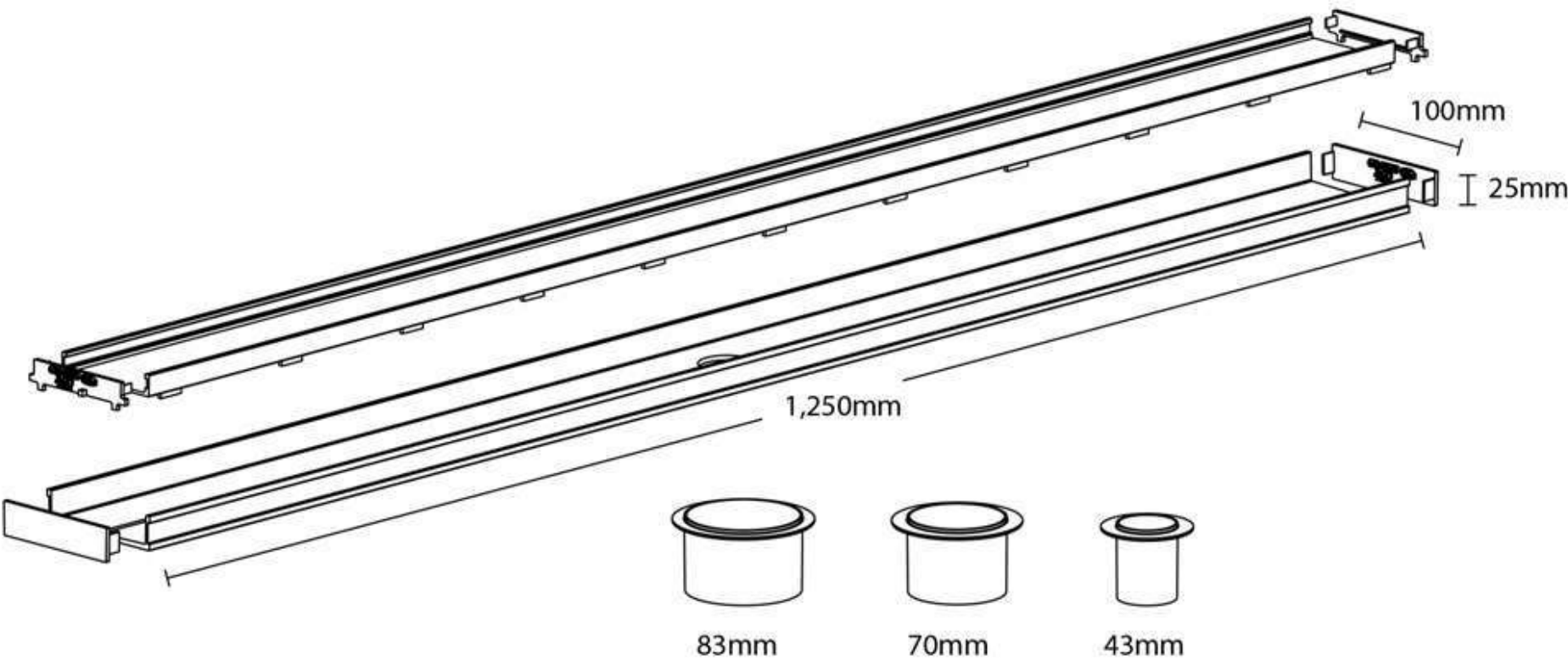
UPVC Insert Channel End Caps

UPVC Base Channel End Caps

UPVC Outlets (43mm, 70mm, & 83mm)

3 x Holesaws

Silicone





PRODUCT CODE: G2GAM1250-WW-B | G2GAM1250-WW-G

**UPVC WEDGE WIRE MODULAR KIT**

Width:	100mm
Depth:	25mm
Length:	1250mm
Outlet Sizes:	43mm, 70mm, 83mm
Material:	316 grade stainless steel grate with UPVC channel, outlet and end caps
Colours:	Grey



Black

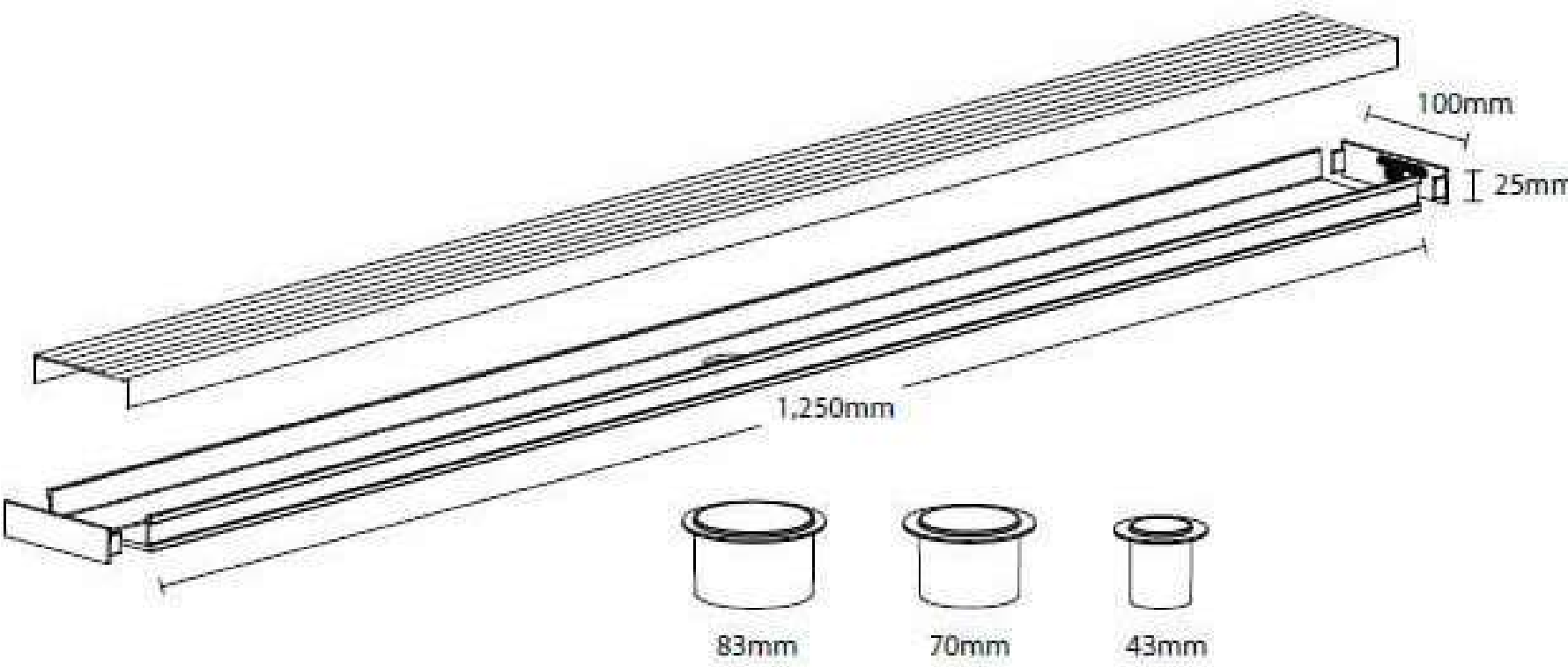




The kit contains:



- Stainless Steel Wedge Wire Grate
- UPVC Base Channel
- UPVC Base Channel End Caps
- UPVC Outlets (43mm, 70mm, & 83mm)
- 3 x Holesaws
- Silicone





PRODUCT CODE: G2GAM1250-SFP-B | G2GAM1250-SFP-G

**UPVC FLOW PATTERN MODULAR KIT**

Width:	100mm
Depth:	25mm
Length:	1250mm
Outlet Sizes:	43mm, 70mm, 83mm
Material:	316 grade stainless steel grate with UPVC channel, outlet and end caps
Colours:	Grey



Black



The kit contains:



Stainless Steel Flow Pattern Grate

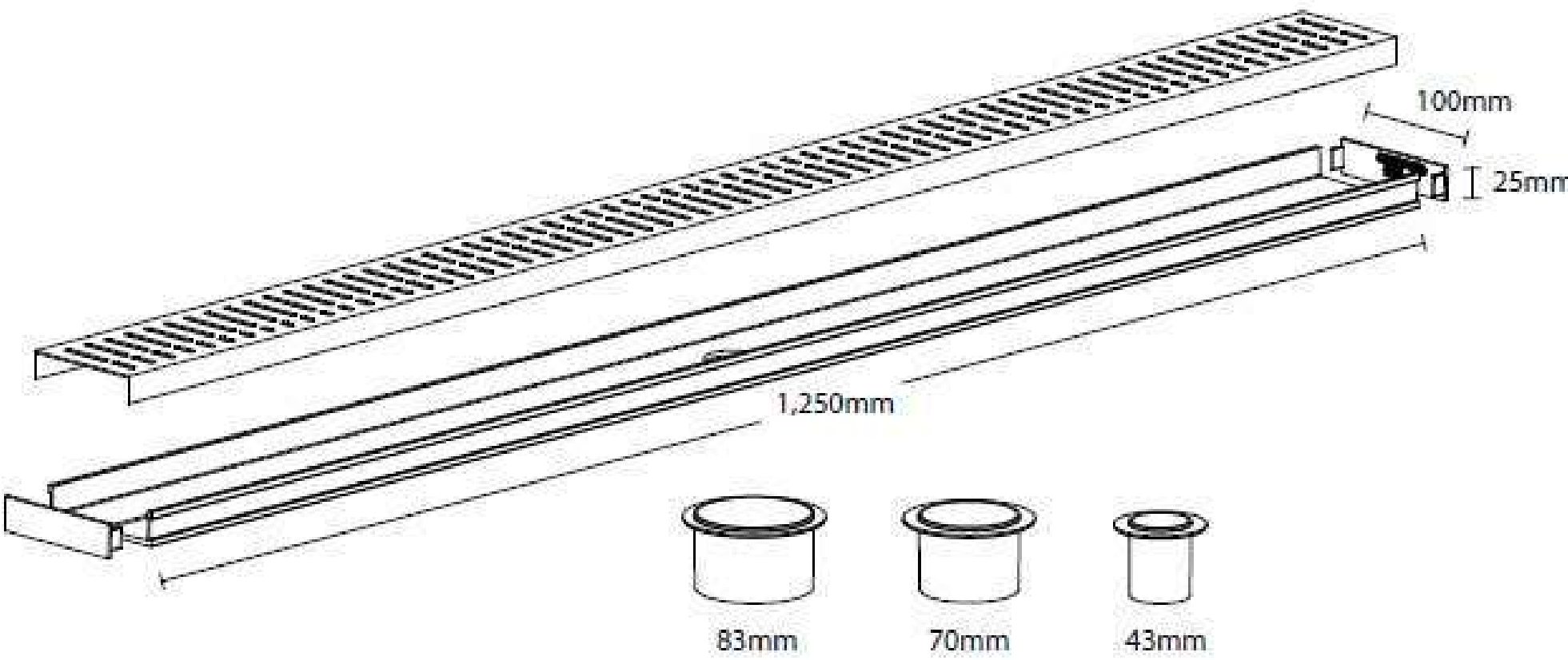
UPVC Base Channel

UPVC Base Channel End Caps

UPVC Outlets (43mm, 70mm, & 83mm)

3 x Holesaws

Silicone







PRODUCT CODE: G2GAM1250-BP-B | G2GAM1250-BP-G

**UPVC BRICK PATTERN MODULAR KIT**

Width:	100mm
Depth:	25mm
Length:	1250mm
Outlet Sizes:	43mm, 70mm, 83mm
Material:	316 grade stainless steel grate with UPVC channel, outlet and end caps
Colours:	Grey



Black



The kit contains:



Stainless Steel Brick Pattern Grate

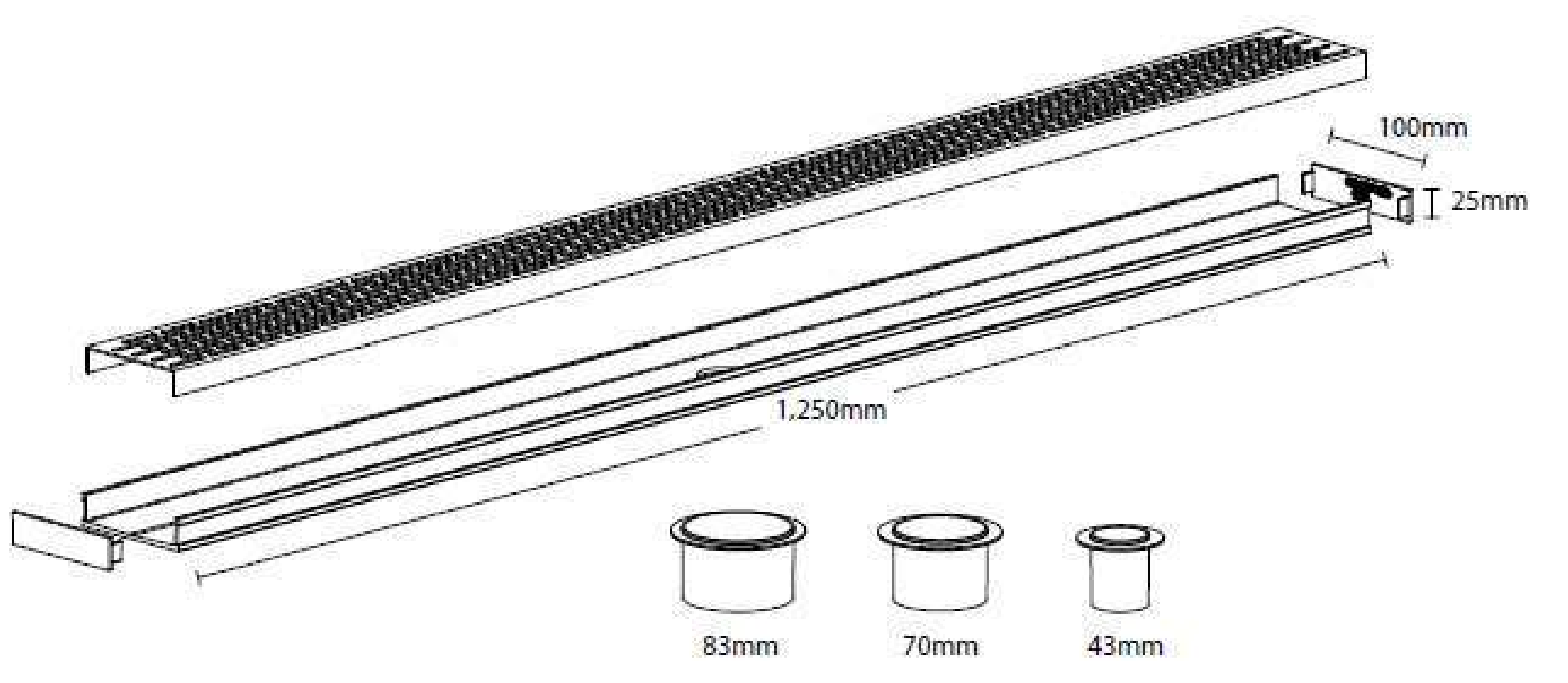
UPVC Base Channel


UPVC Base Channel End Caps

UPVC Outlets (43mm, 70mm, & 83mm)

3 x Holesaws

Silicone





PRODUCT CODE: G2GABC

**UPVC MODULAR BASE CHANNEL**

Width:	100mm
Depth:	25mm
Lengths:	1000mm, 1250mm, 1500mm, 2000mm, 3000mm
Material:	UPVC
Colours:	Grey, Black





PRODUCT CODE: G2GAJSG | G2GAJSB

**UPVC JOINING SECTION**

Width:	115mm
Depth:	30mm
Length:	210mm
Material:	UPVC
Colours:	Grey, Black



PRODUCT CODE: G2GAIC

**UPVC TILE INSERT TRAY**

Width:	100mm
Depth:	25mm
Lengths:	1000mm, 1250mm, 1500mm
Material:	UPVC
Colours:	Grey, Black



PRODUCT CODE: G2GA90CG | G2GA90CB

**UPVC 90 DEGREE CORNER**

Width:	204mm
Depth:	25mm
Length:	204mm
Material:	UPVC
Colours:	Grey, Black





PRODUCT CODE: G2GABCECB | G2GABCECG

**UPVC BASE CHANNEL END CAP**

Width:	13mm
Depth:	25mm
Length:	100mm
Material:	UPVC
Colours:	Grey, Black



PRODUCT CODE: G2GATIECB | G2GATIECG

**UPVC TILE INSERT TRAY END CAP**

Width:	16mm
Depth:	20mm
Length:	94mm
Material:	UPVC
Colours:	Grey, Black




PRODUCT CODE: G2GA43S | G2GA70S | G2GA83S

**UPVC SPIGOTS**

Width:	43mm, 70mm, 83mm
Material:	UPVC
Colours:	Grey, Black






PRODUCT CODE: G2GASBPG1000 | G2GASBPG1250 | G2GASBPG1500

**BRICK PATTERN GRATE**

Width:	94mm
Depth:	20mm
Length:	1000mm, 1250mm, 1500mm
Material:	316 grade stainless steel



PRODUCT CODE: G2GASFPG1000 | G2GASFPG1250 | G2GASFPG1500

**FLOW PATTERN GRATE**

Width:	94mm
Depth:	20mm
Length:	1000mm, 1250mm, 1500mm
Material:	316 grade stainless steel



PRODUCT CODE: G2GASWWG1000, G2GASWWG1250, G2GASWWG1500

**WEDGE WIRE GRATE**

Width:	94mm
Depth:	20mm
Length:	1000mm, 1250mm, 1500mm
Material:	316 grade stainless steel



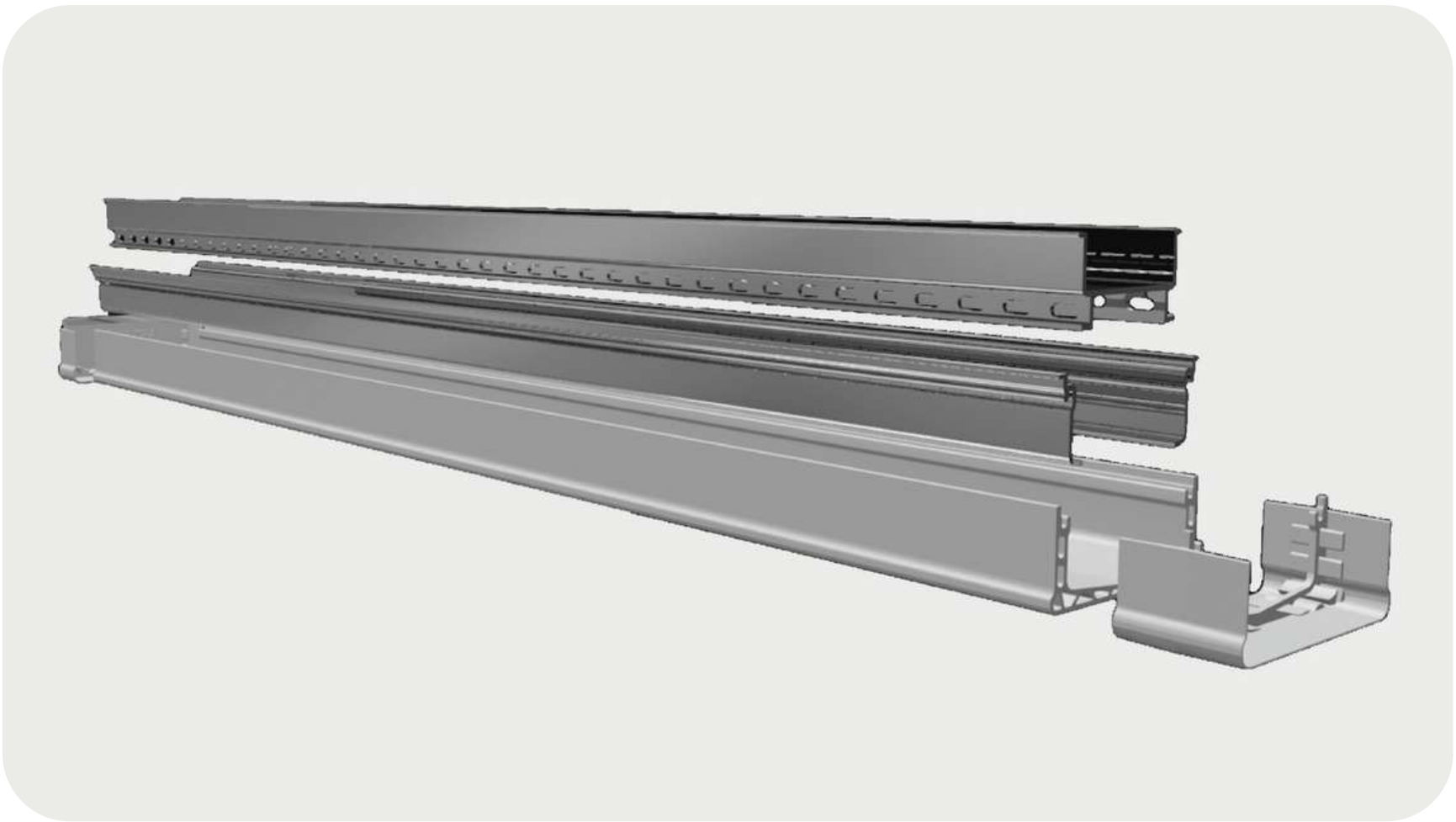
# OUTDOOR DRAINAGE



Outdoor drainage is a collection of products and solutions designed to efficiently manage water flow and prevent flooding in outdoor areas.

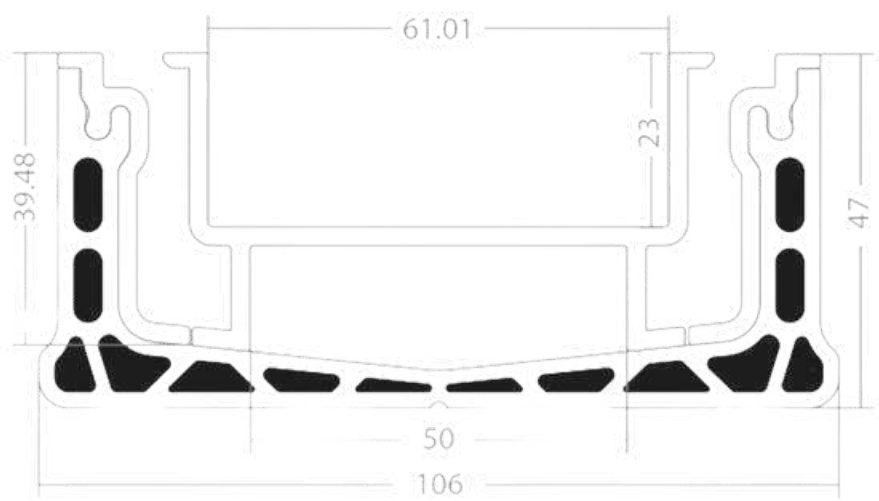
This collection includes a wide range of drainage systems, such as strip drains, as well as accessories like grates, corners, and connectors.


These products are made from durable materials, ensuring long-lasting performance and resistance to weather and environmental factors.



**ULTRA EDGE TILE INSERT DRAIN**

Width:	I.D: 61mm, O.D.: 73mm, Overall O.D.: 106mm
Height:	47mm
Length:	2000mm
Pipe Sizes:	Spigot O.D.: 69mm,
Pack Options:	1-piece pack (1 x 2000mm length)

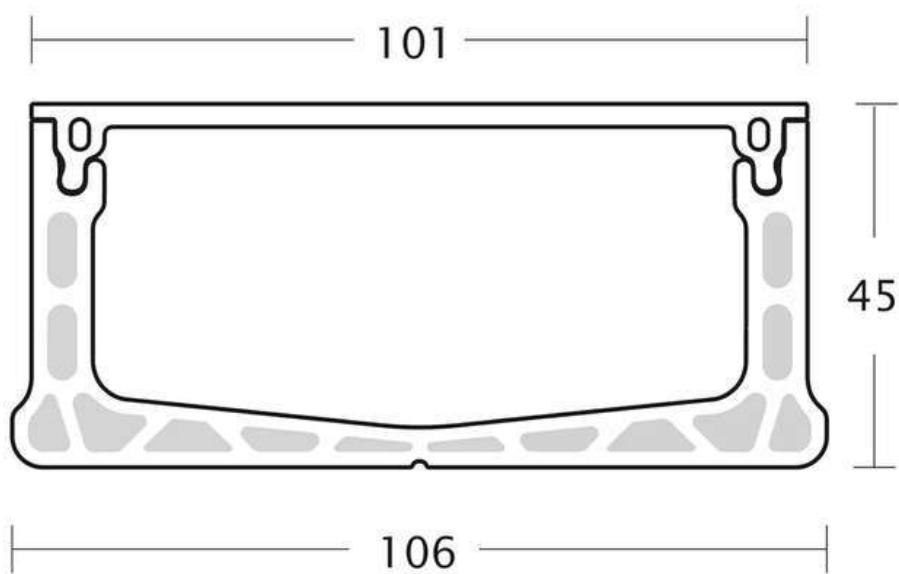




PRODUCT CODE: G2G-UDP45

## ULTRA DRAIN PLUS 45 OUTDOOR DRAIN

Width:	I.D: 85mm, O.D.: 101mm, Overall O.D.: 106mm
Height:	45mm
Length:	2000mm
Pipe Sizes:	Spigot O.D.: 68.4mm, Bottom Outlet O.D.: 68mm
Pack Options:	1-piece pack (1 x 2000mm length) 2-piece pack (2 x 2000mm lengths)



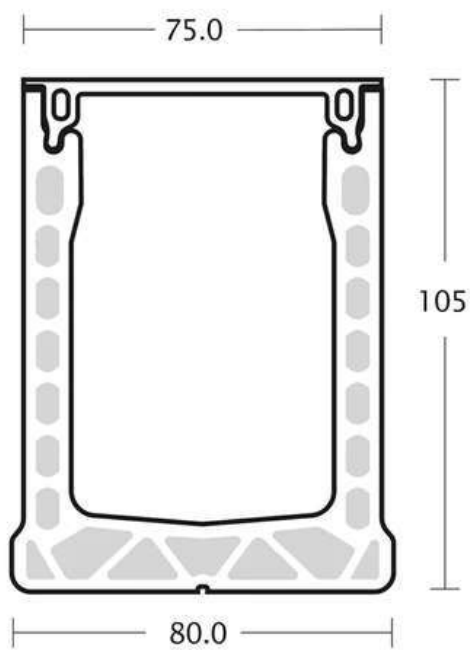





PRODUCT CODE: G2G-UDP75

**ULTRA DRAIN PLUS 75 OUTDOOR DRAIN**

Width:	I.D: 55mm, O.D.: 75mm, Overall O.D.: 80mm
Height:	105mm
Length:	2000mm
Pipe Sizes:	Spigot O.D.: 53mm, Bottom Outlet O.D.: 79mm
Pack Options:	1-piece pack (1 x 2000mm length) 2-piece pack (2 x 2000mm lengths)

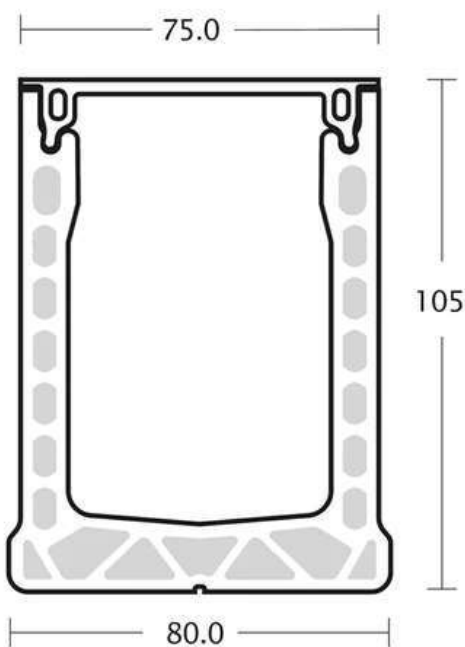




PRODUCT CODE: G2G-UDP100

## ULTRA DRAIN PLUS 100 OUTDOOR DRAIN

Width:	I.D: 89mm, O.D.: 120mm, Overall O.D.: 120mm
Height:	102.5mm
Length:	2000mm
Pipe Sizes:	Spigot O.D.: 68mm, Bottom Outlet O.D.: 68mm
Pack Options:	1-piece pack (1 x 2000mm length) 2-piece pack (2 x 2000mm lengths)

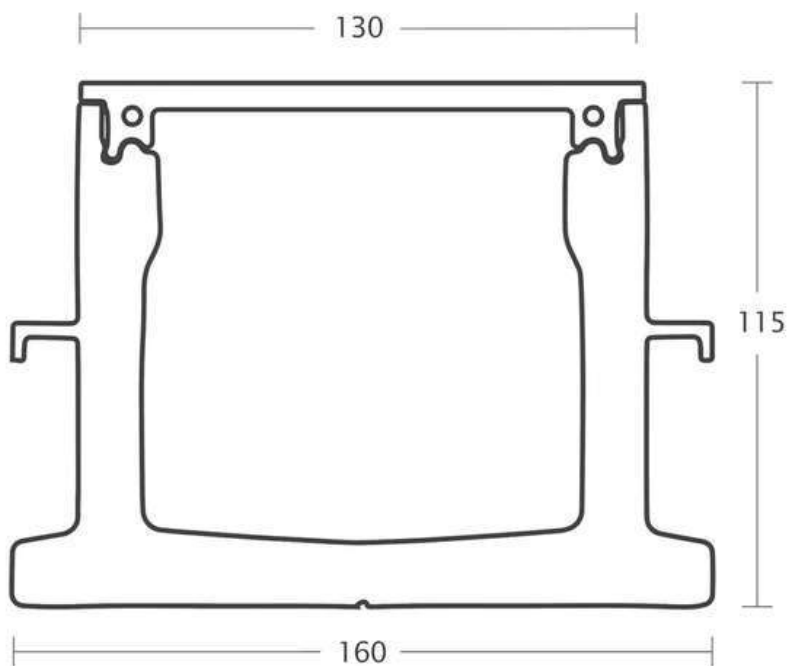





PRODUCT CODE: G2G-UDP130

**ULTRA DRAIN PLUS 130 OUTDOOR DRAIN**

Width:	I.D: 100mm, O.D.: 130mm, Overall O.D.: 160mm
Height:	115mm
Length:	2000mm
Pipe Sizes:	Spigot O.D.: 69mm, Bottom Outlet O.D.: 82mm
Pack Options:	1-piece pack (1 x 2000mm length)








PRODUCT CODE: G2G-UDP45BO

**ULTRA DRAIN PLUS 45 BOTTOM OUTLET**

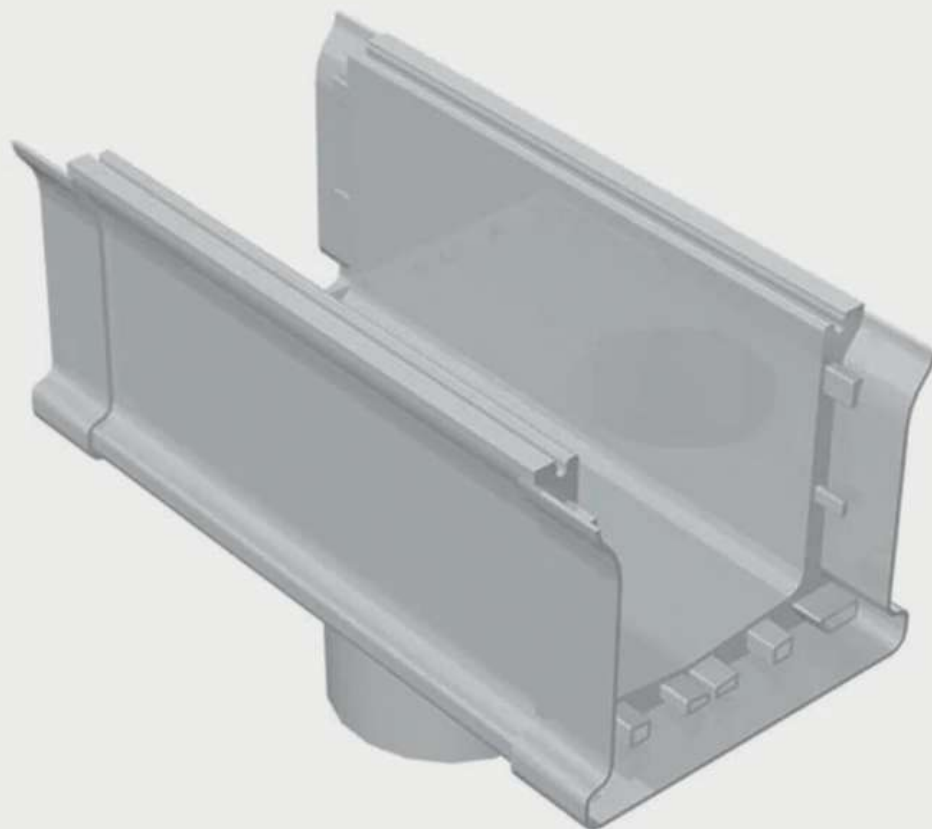
Compatibility:            Ultra Drain Plus 45  
Brand:                      Ultra Drain



PRODUCT CODE: G2G-UDP75BO

**ULTRA DRAIN PLUS 75 BOTTOM OUTLET**

Compatibility:            Ultra Drain Plus 75  
Brand:                      Ultra Drain

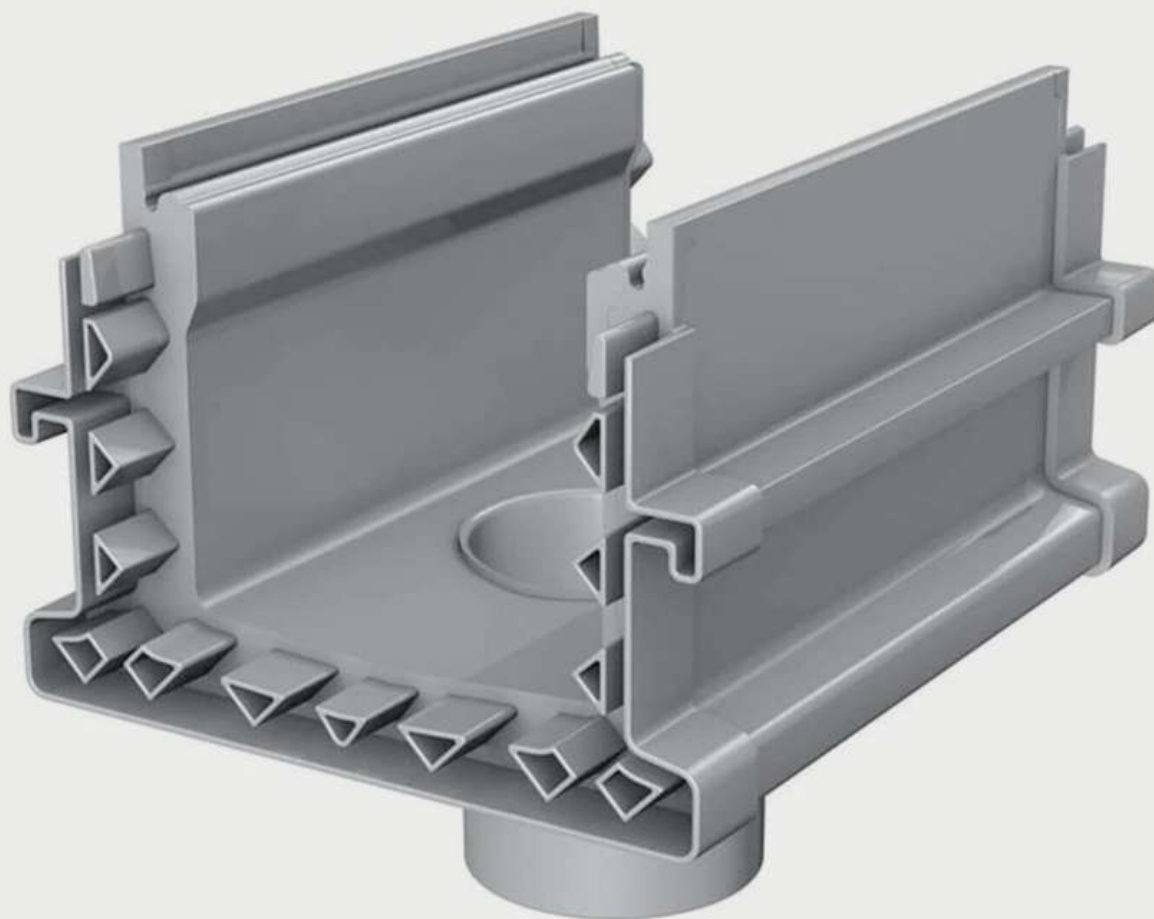


PRODUCT CODE: G2G-UDP100BO

## **ULTRA DRAIN PLUS 100 BOTTOM OUTLET**

Compatibility: Ultra Drain Plus 100

Brand: Ultra Drain




PRODUCT CODE: G2G-UDP130BO

## **ULTRA DRAIN PLUS 130 BOTTOM OUTLET**

Compatibility: Ultra Drain Plus 130

Brand: Ultra Drain




PRODUCT CODE: G2G-UDP75EO

## **ULTRA DRAIN PLUS 75 END OUTLET**

Compatibility: Ultra Drain Plus 75

Brand: Ultra Drain




PRODUCT CODE: G2G-UDP100EO

## **ULTRA DRAIN PLUS 100 END OUTLET**

Compatibility: Ultra Drain Plus 100

Brand: Ultra Drain





PRODUCT CODE: G2G-UDP130EO

## **ULTRA DRAIN PLUS 130 END OUTLET**

Compatibility: Ultra Drain Plus 130

Brand: Ultra Drain




PRODUCT CODE: G2G-UDP45RA

## **ULTRA DRAIN PLUS 45 RIGHT ANGLE CORNER**

Compatibility: Ultra Drain Plus 45

Brand: Ultra Drain

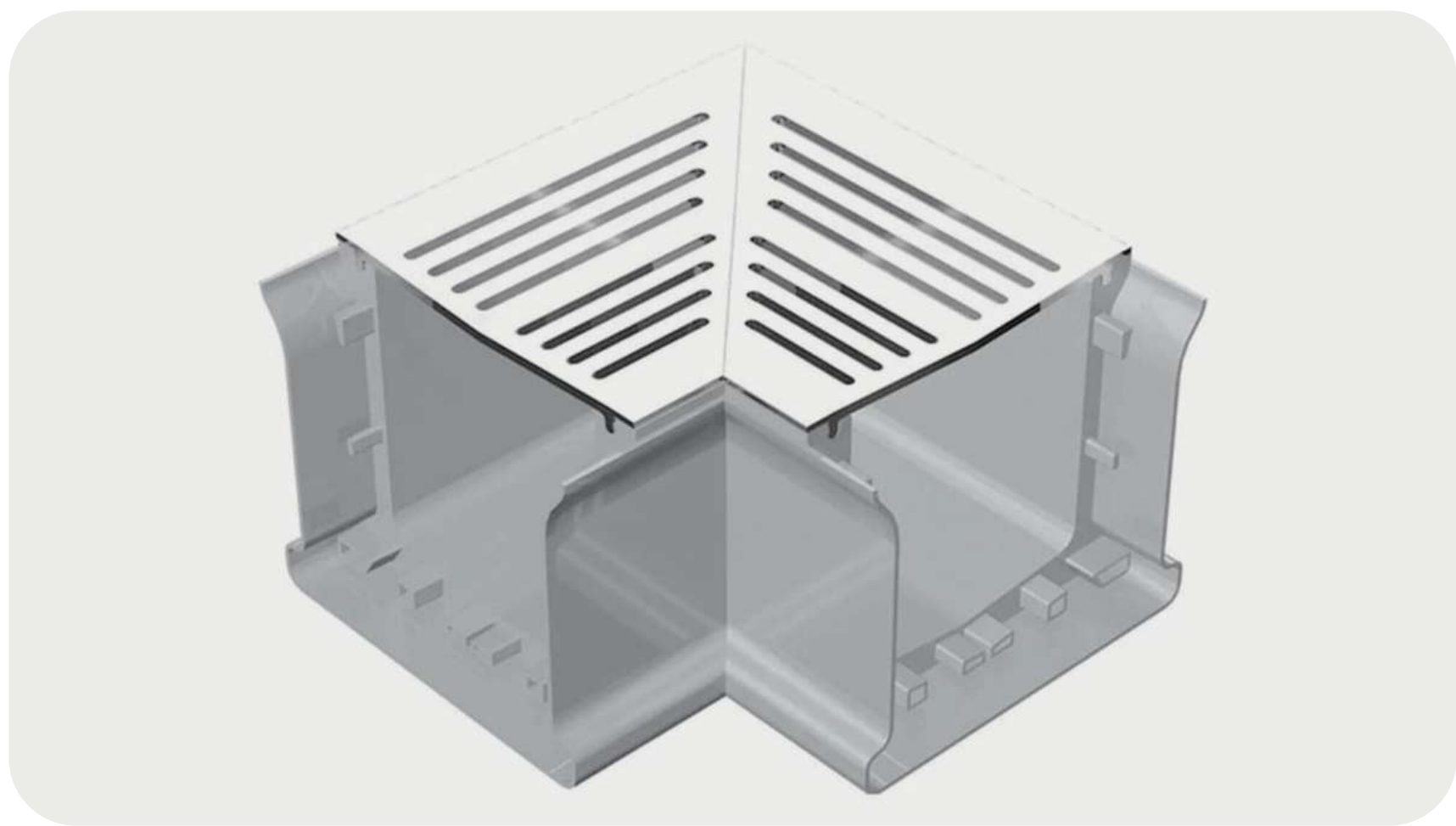


PRODUCT CODE: G2G-UDP75RA

## **ULTRA DRAIN PLUS 75 RIGHT ANGLE CORNER**

Compatibility: Ultra Drain Plus 75

Brand: Ultra Drain




PRODUCT CODE: G2G-UDP100RA

## **ULTRA DRAIN PLUS 100 RIGHT ANGLE CORNER**

Compatibility: Ultra Drain Plus 100

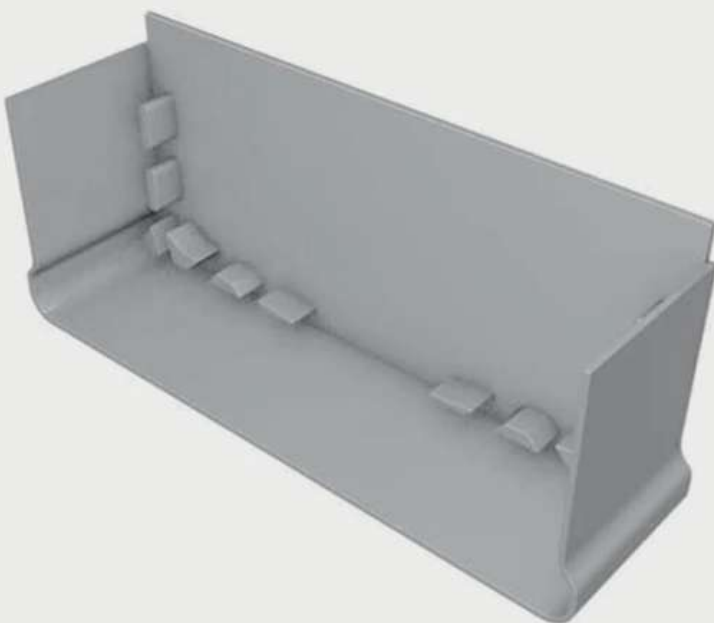
Brand: Ultra Drain



PRODUCT CODE: G2G-UDPI30RA

**ULTRA DRAIN PLUS 130 RIGHT ANGLE CORNER**

Compatibility:            Ultra Drain Plus 130  
Brand:                      Ultra Drain




PRODUCT CODE: G2G-UDP45EC

**ULTRA DRAIN PLUS 45 END CAP**

Compatibility:            Ultra Drain Plus 45  
Brand:                      Ultra Drain






PRODUCT CODE: G2G-UDP75EC

## ULTRA DRAIN PLUS 75 END CAP

Compatibility: Ultra Drain Plus 75

Brand: Ultra Drain



PRODUCT CODE: G2G-UDP100EC

## ULTRA DRAIN PLUS 100 END CAP

Compatibility: Ultra Drain Plus 100

Brand: Ultra Drain



PRODUCT CODE: G2G-UDPI30EC

**ULTRA DRAIN PLUS 130 END CAP**

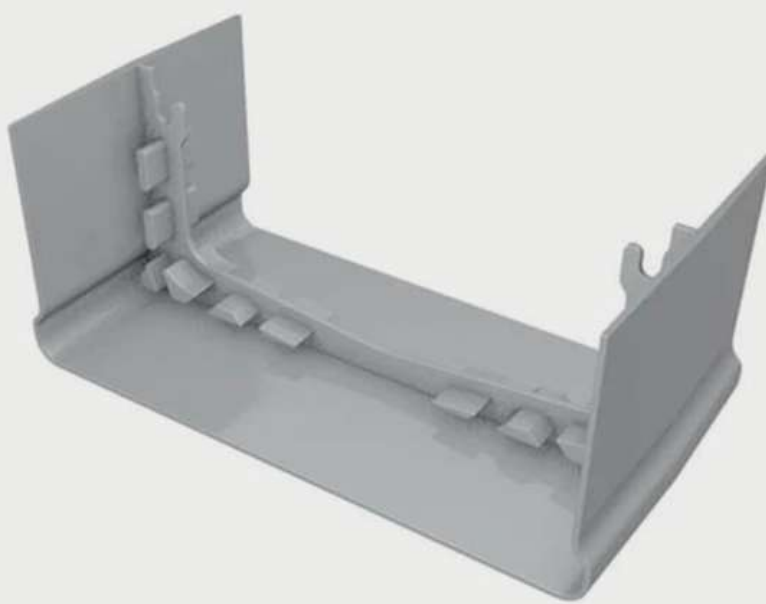
Compatibility: Ultra Drain Plus 130  
Brand: Ultra Drain



PRODUCT CODE: G2G-UDP45S

**ULTRA DRAIN PLUS 45 SPIGOT**

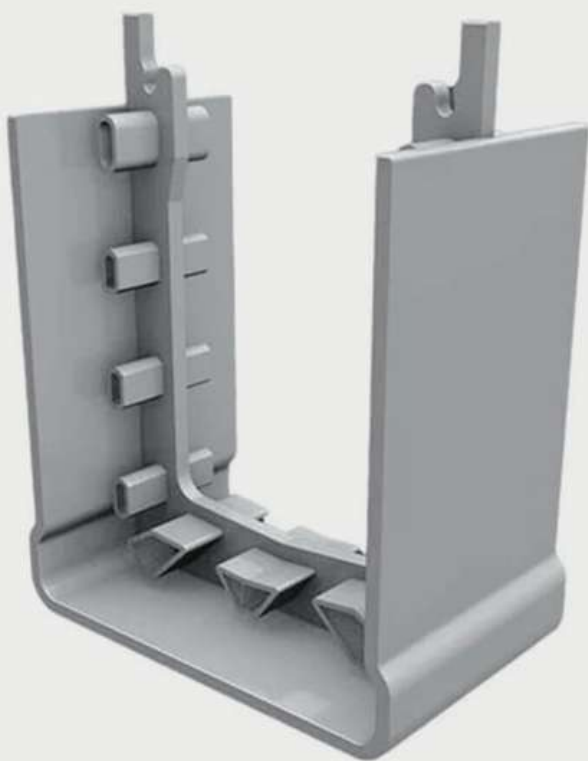
Compatibility: Ultra Drain Plus 45  
Brand: Ultra Drain



PRODUCT CODE: G2G-UDP45J

**ULTRA DRAIN PLUS 45 JOINER**

Compatibility: Ultra Drain Plus 45  
Brand: Ultra Drain




PRODUCT CODE: G2G-UDP75J

**ULTRA DRAIN PLUS 75 JOINER**

Compatibility: Ultra Drain Plus 75  
Brand: Ultra Drain

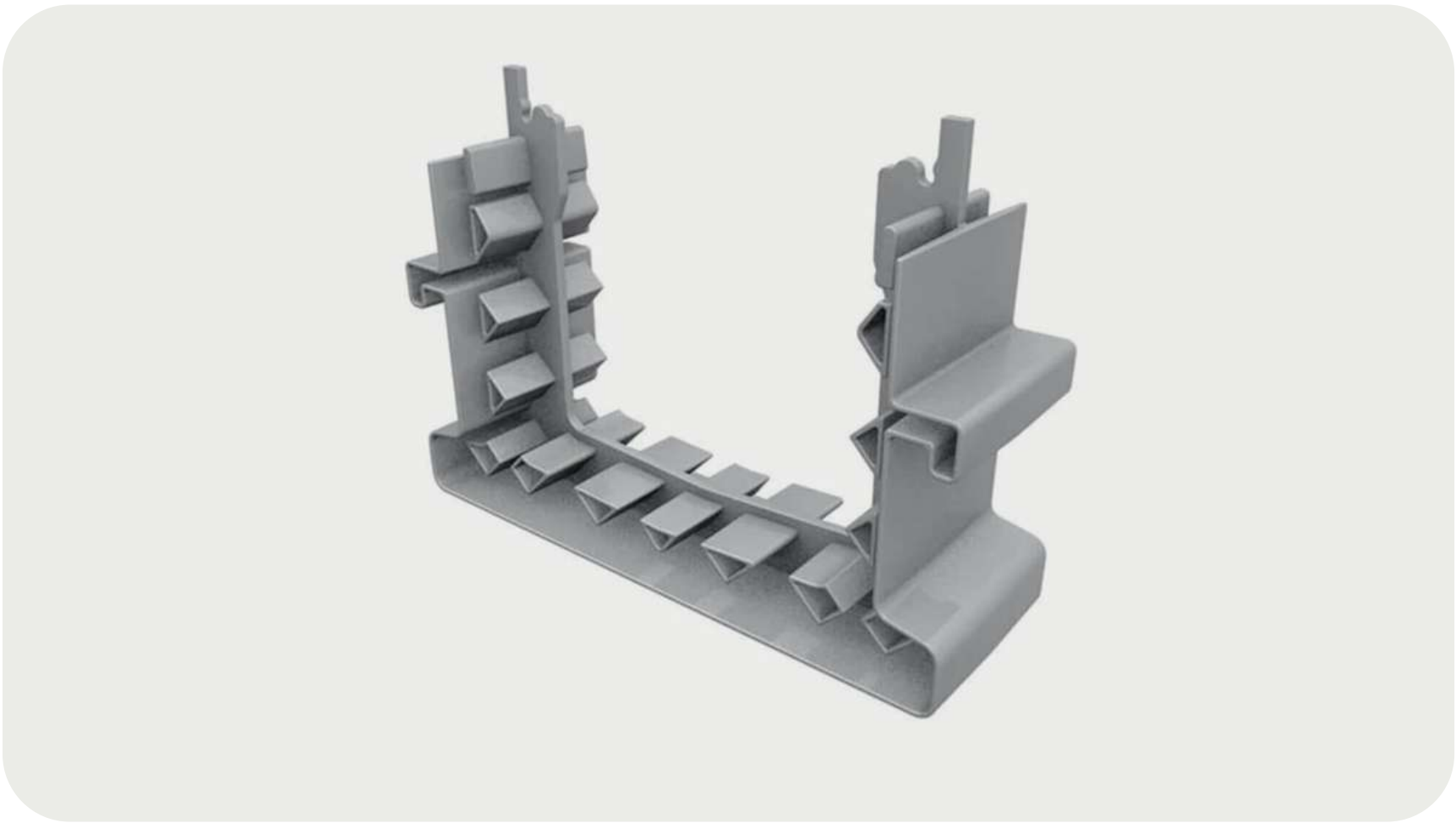




PRODUCT CODE: G2G-UDP100J

**ULTRA DRAIN PLUS 100 JOINER**


Compatibility: Ultra Drain Plus 100  
Brand: Ultra Drain



PRODUCT CODE: G2G-UDP130J

**ULTRA DRAIN PLUS 130 JOINER**

Compatibility: Ultra Drain Plus 130  
Brand: Ultra Drain




PRODUCT CODE: G2G-UDP75SO

## **ULTRA DRAIN PLUS 75 SIDE OUTLET**

Compatibility: Ultra Drain Plus 75

Brand: Ultra Drain




PRODUCT CODE: G2G-UDP100SO

## **ULTRA DRAIN PLUS 100 SIDE OUTLET**

Compatibility: Ultra Drain Plus 100

Brand: Ultra Drain



PRODUCT CODE: G2G-UDPI30SO

## ULTRA DRAIN PLUS 130 SIDE OUTLET

Compatibility: Ultra Drain Plus 130

Brand: Ultra Drain



## SKIMMER LID

Width: 306mm, 342mm


Depth: 33mm, 43mm

Material: 316 grade stainless steel

Brand: HIDE



# STAINLESS STEEL MODULAR



Our stainless steel modular grate and channel drains are designed for commercial and domestic outdoor use. Supplied in kit form, and made to your customised length requirements.

You have the option of choosing your ideal outlet adaptor size, and a standard wedge wire or non-slip wedge wire grate, to suit your application.

You can assemble the drain yourself on-site, or we offer an assembly service so the kit is shipped to you ready to go.



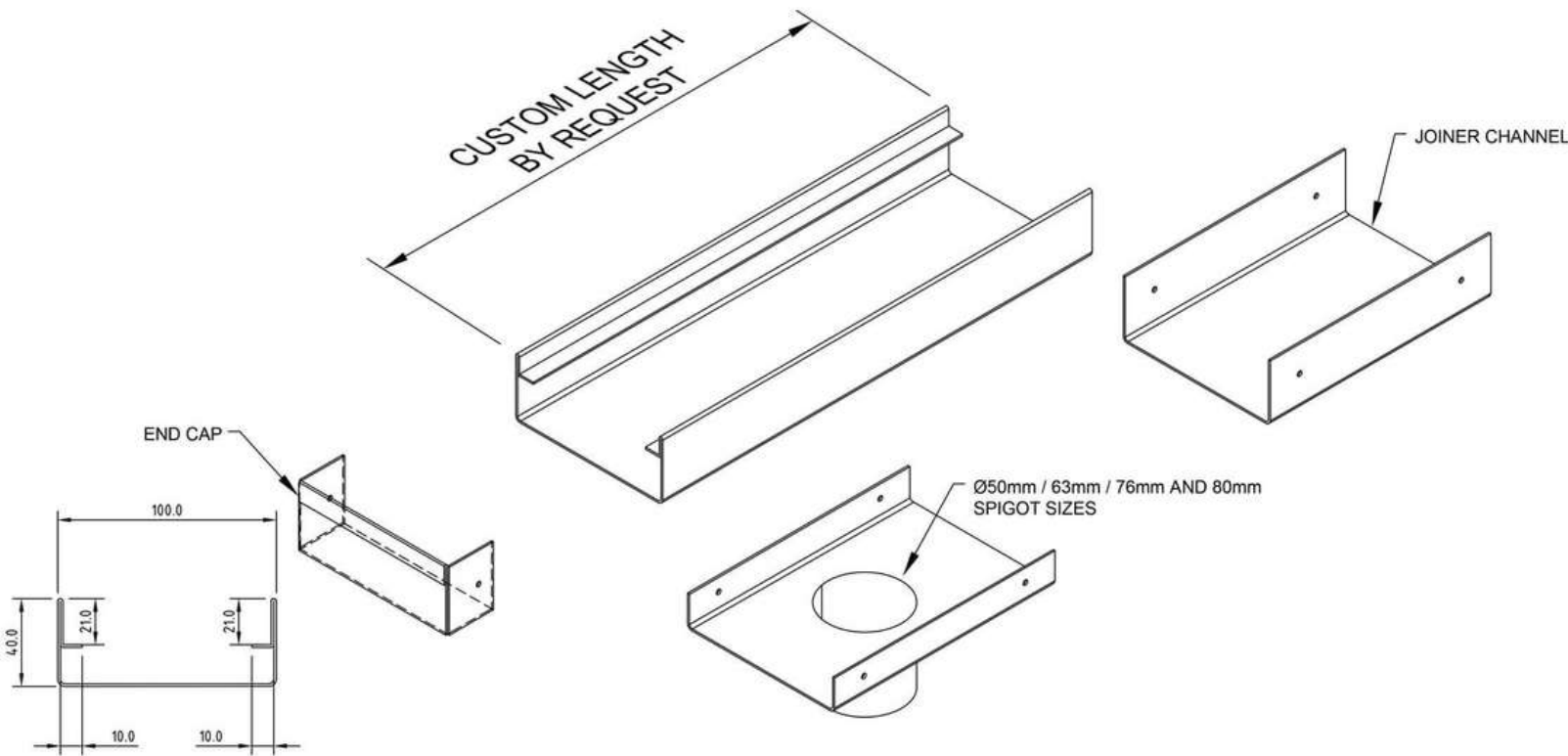


PRODUCT CODE: G2GS10040

**STAINLESS STEEL MODULAR KIT 100MM X 40MM**

Width:	100mm
Depth:	40mm
Length:	Custom
Outlet Sizes:	51mm, 63mm, 76mm, 85mm
Material:	316 grade Stainless Steel

- |               |                  |
|---------------|------------------|
| Kit Contains: | Wedge Wire Grate |
|               | Channel          |
|               | End Cap (2)      |
|               | Joiner           |
|               | Outlet Adaptor   |



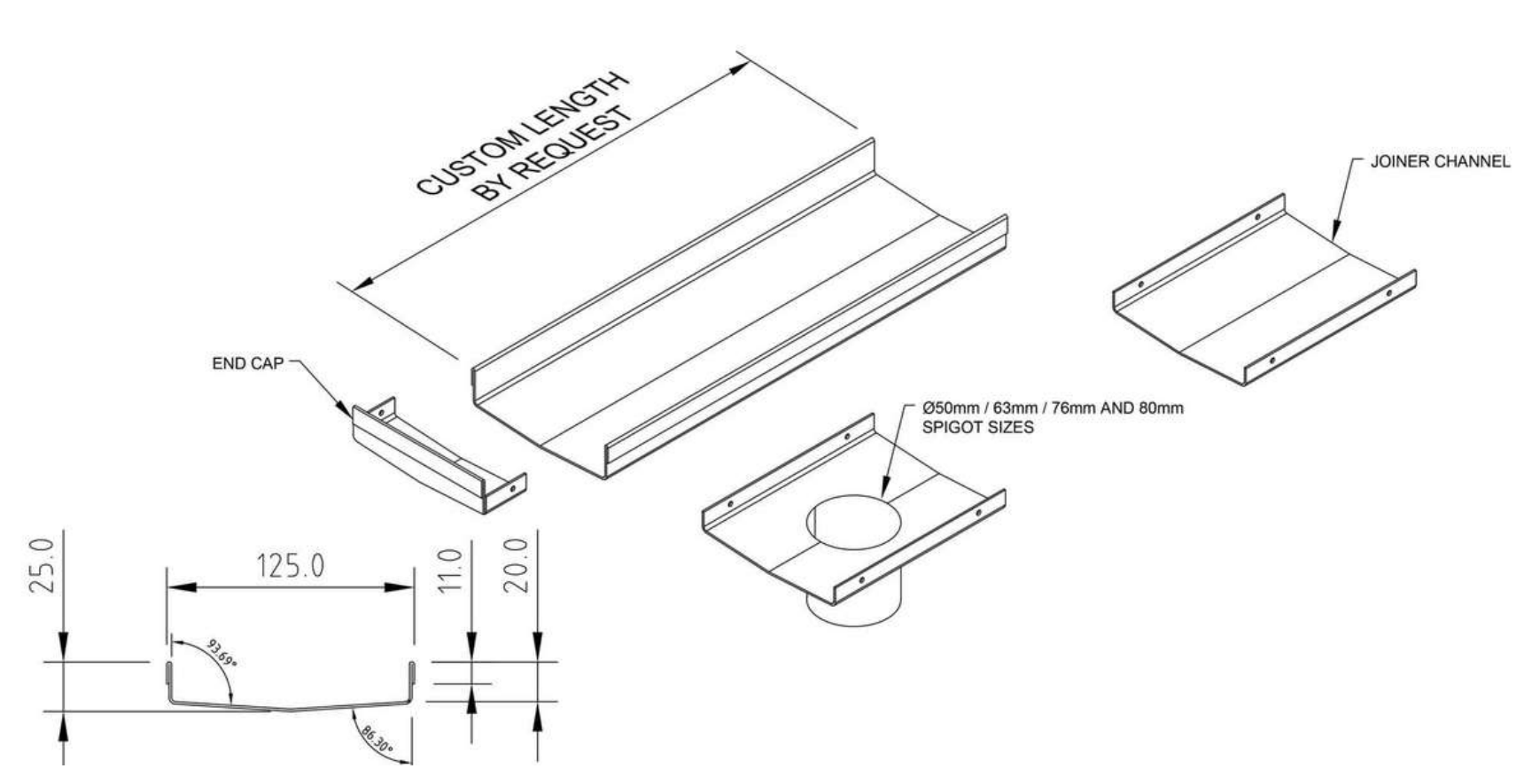


PRODUCT CODE: G2GS12525

**STAINLESS STEEL MODULAR KIT 125MM X 25MM**

Width:	125mm
Depth:	25mm
Length:	Custom
Outlet Sizes:	51mm, 63mm, 76mm, 85mm
Material:	316 grade Stainless Steel

- Kit Contains:
- Wedge Wire Grate
  - Channel
  - End Cap (2)
  - Joiner
  - Outlet Adaptor





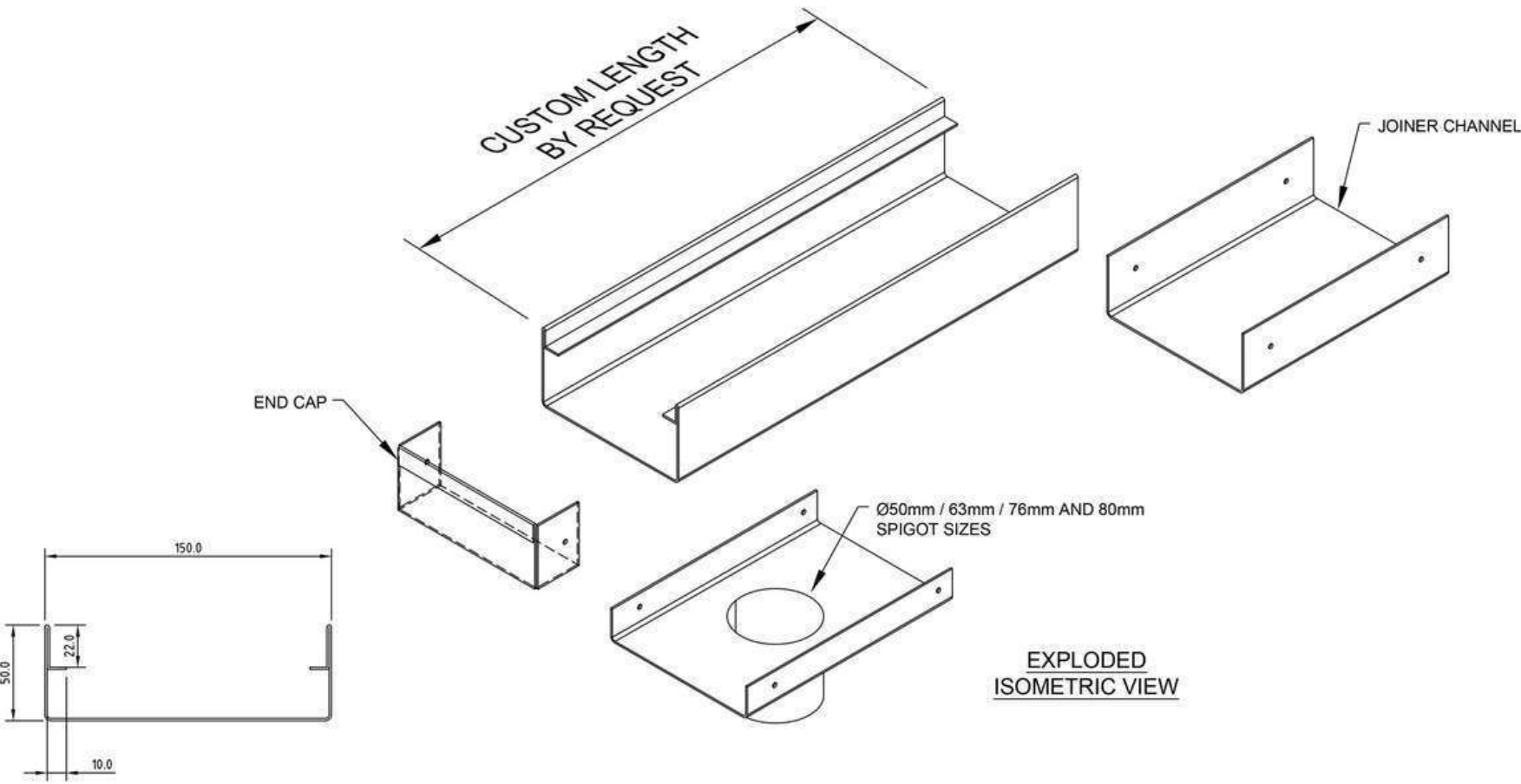


PRODUCT CODE: G2GS15050

**STAINLESS STEEL MODULAR KIT 150MM X 50MM**

Width:	150mm
Depth:	50mm
Length:	Custom
Outlet Sizes:	51mm, 63mm, 76mm, 85mm
Material:	316 grade Stainless Steel

Kit Contains:	Wedge Wire Grate
	Channel
	End Cap (2)
	Joiner
	Outlet Adaptor



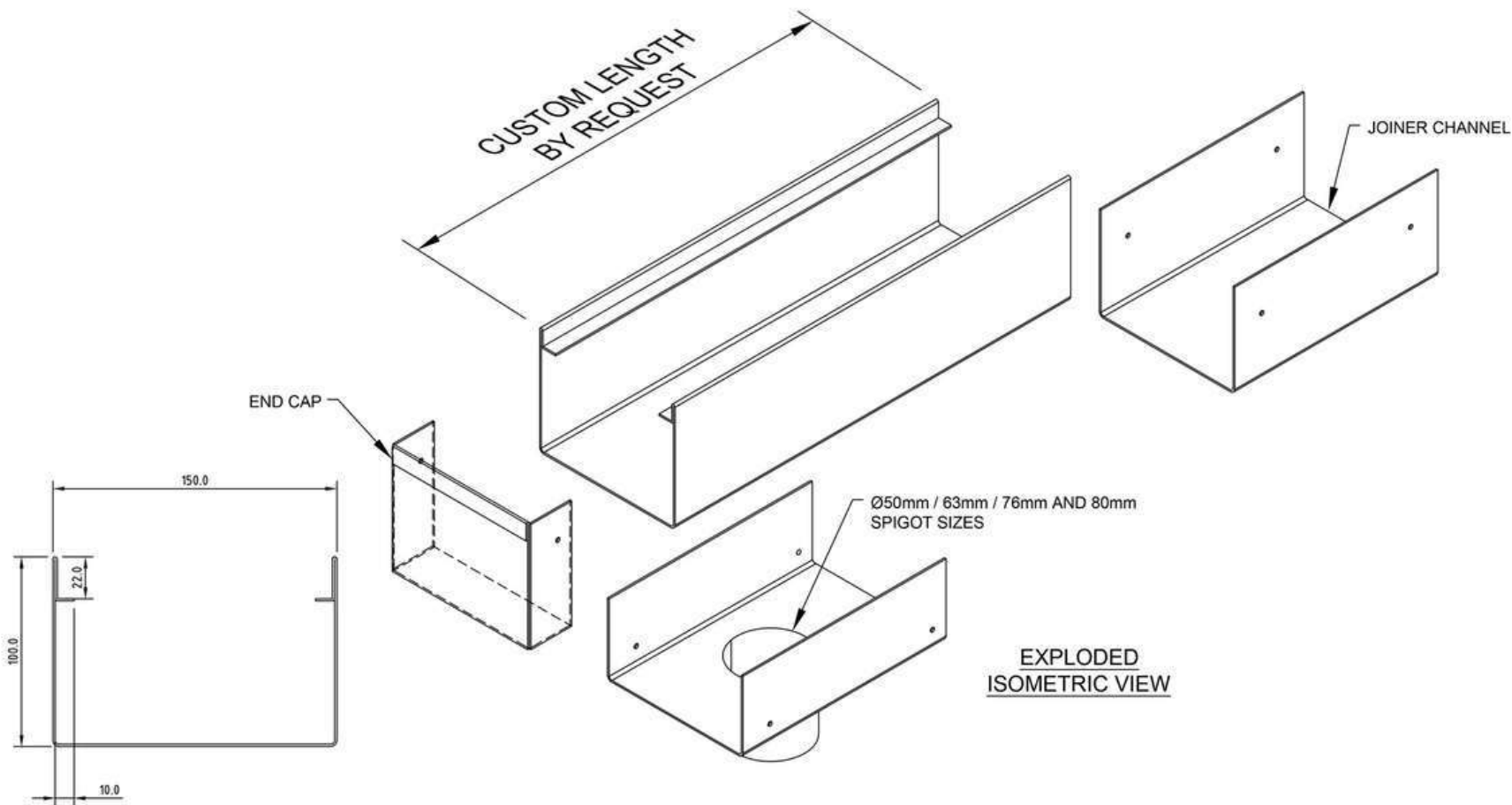


PRODUCT CODE: G2GS150100


**STAINLESS STEEL MODULAR KIT 150MM X 100MM**

Width:	150mm
Depth:	100mm
Length:	Custom
Outlet Sizes:	51mm, 63mm, 76mm, 85mm
Material:	316 grade Stainless Steel

Kit Contains:	Wedge Wire Grate
	Channel
	End Cap (2)
	Joiner
	Outlet Adaptor



# POLYMER CHANNEL KITS



The Civilcast Polymer Channel drains have been specifically designed and constructed for heavy duty commercial installations. The use of polymer concrete ensures the drain is resistant to a variety of chemicals and has low permeability.

Available in a range of grating options including lockdown and heel guard configurations. With rated load classes from A to E.





PRODUCT CODE: PCHG-1120SS-B

## **POLYMER TRENCH DRAIN CHANNEL KIT 100MM X 120MM + CLASS B GRATE**

Width: 100mm

Depth: 120mm

Length: 1m

Material: SS edge, 304 Stainless steel GripTech HG  
Class B grate with locking mechanism

Brand: Civilcast



PRODUCT CODE: PCHG-1170GV-D

## **POLYMER TRENCH DRAIN CHANNEL KIT 100MM X 170MM + CLASS D GRATE**

Width:	100mm
Depth:	170mm
Length:	1m
Material:	Gal edge, Galvanised ductile iron HG Class D grate with locking mechanism
Brand:	Civilcast



PRODUCT CODE: PCHG-2130DI-E

**POLYMER TRENCH DRAIN CHANNEL KIT  
200MM X 130MM + CLASS E GRATE**

Width:	200mm
Depth:	130mm
Length:	1m
Material:	Ductile iron edge and HG anti slip Class E grate with locking mechanism
Brand:	Civilcast



# CUSTOM MANUFACTURING



At Grates 2 Go, we take pride in our expertise as custom manufacturers of top-quality stainless steel drainage channels for both domestic and commercial installations. With a dedication to precision and craftsmanship, we cut, fold, weld, and polish each drainage channel to meet our customers' specific requirements.

In the domestic realm, we specialise in creating stainless steel drainage solutions for various areas, including home bathrooms, showers, outdoor spaces like patios and pool areas, as well as driveways. Our products are not only functional but also aesthetically pleasing, enhancing the overall appeal of any residential space.

In the commercial arena, we step up to the challenge by providing wider, deeper, and heavier drains designed for public spaces and commercial buildings. Whether it's for schools, hotels, or food preparation areas, we can supply anti-slip gratings tailored to suit any drainage channel configuration, ensuring safety and durability.

Our state-of-the-art 200-ton programmable hydraulic press allows us to precisely fold the stainless steel channels into custom widths, depths, and lengths, meeting even the most complex design specifications. Our skilled team members hand-cut and weld these grates, ensuring they perfectly fit the customer's measurements and include appropriate load ratings for heavy traffic scenarios.

We understand the importance of water flow efficiency. That's why we offer various outlet sizes and install them anywhere along the drainage channel, allowing for maximum water flow and drainage performance. Our innovative custom hole punch machine ensures a flawless finish, eliminating welding and providing a visually superior appearance.

While we excel in creating standard rectangular drainage channels, we also embrace challenges, delivering round drainage channels with impeccable precision. From laser-cutting to rolling, folding, and welding, our team ensures each round drainage channel meets the required specifications for strength and durability.

Besides stainless steel, we offer drainage channels custom-made from raw brass, a popular choice for high-end premium installations. The brass patinas and ages beautifully, adding a touch of elegance to any setting. To complement various design preferences, we offer powder coating services in an array of popular colours.

At Grates 2 Go, we take pride in our craftsmanship, attention to detail, and dedication to customer satisfaction. Our team is committed to delivering the finest stainless steel drainage solutions for every project, big or small. Partner with us for your drainage needs, and let us create a seamless flow of excellence for your spaces.

# TRADE

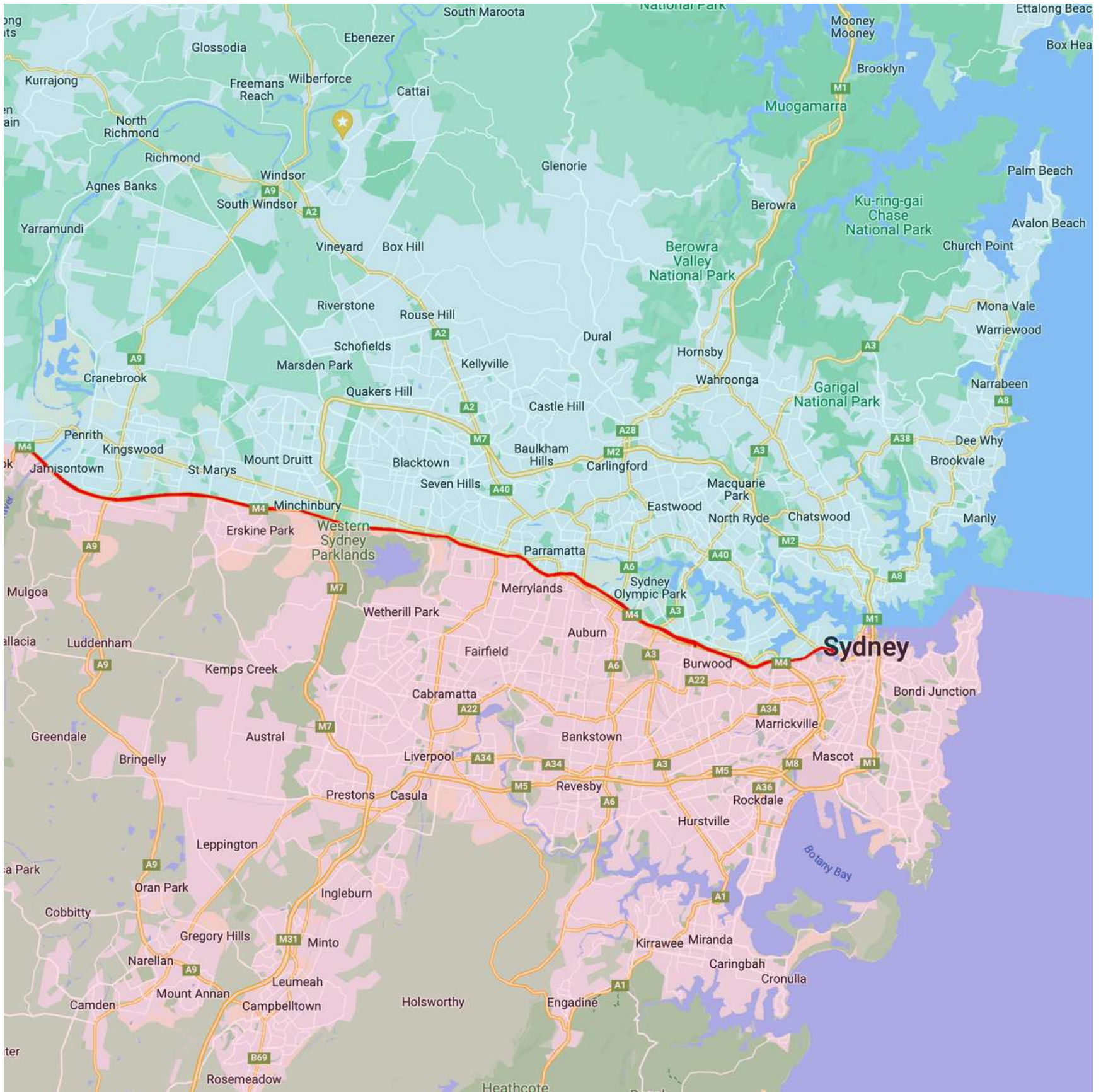


Introducing a consultation service to help you get your drainage job measured quickly and accurately. An experienced trade team member will come to your site with grate and channel samples, and all of the information you need to choose the right product for your job. Take the guesswork out of your drainage decisions.

We will assist with your drainage site measurements to ensure you always get the perfect fit. As well as on-site product presentations and measurements, our team are happy to discuss special deals on project pricing.

Brett and Barry are your specialists in Sydney and are available for free on-site consultations.





If you're north of the M4:

Brett Heather

Phone: 0400 700 778

Email: [brett@grates2go.com.au](mailto:brett@grates2go.com.au)

If you're south of the M4:

Barry Nakhoul

Phone: 0498 014 611

Email: [barry@grates2go.com.au](mailto:barry@grates2go.com.au)

Please contact Brett Heather for interstate enquiries.

## Head Office & Retail Sales

Phone: (02) 4571 1530

Sales: 0400 700 778

Retail Enquiries: [sales@grates2go.com.au](mailto:sales@grates2go.com.au)

Account Enquiries: [admin@grates2go.com.au](mailto:admin@grates2go.com.au)

